

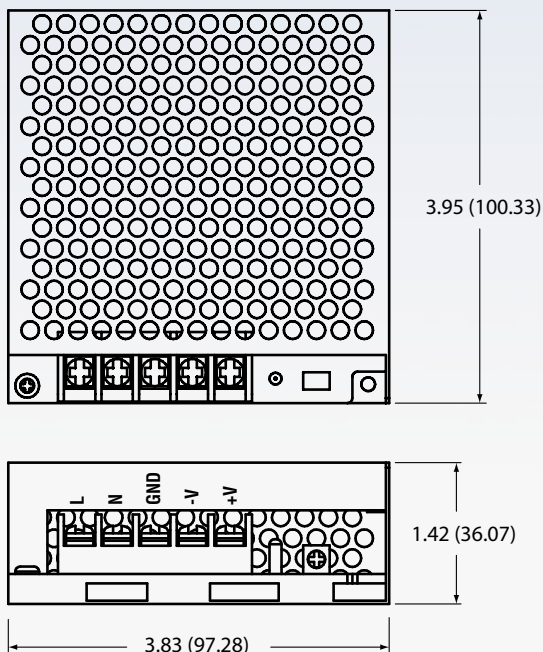
PS50A24 Power Supply



Features

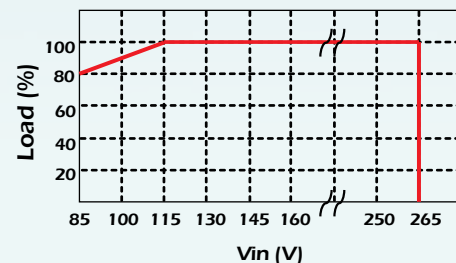
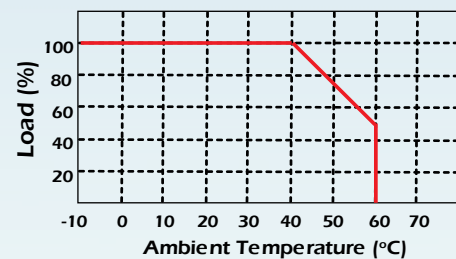
1. Universal input voltage range (90-265VAC)
2. Pending for safety approvals: CE , CCC, UL/CSA/EN60950
3. EMI : Conform to EN55011-B, EN55022-B, VCCI-B
4. EMS: Conform to EN61000-4-2,3,4,5,6,8,11
5. LED power indicator
6. 24V output, manually adjustable output voltage
7. 100% full load burn-in test, high performance, high reliability
8. Protection - Short Circuit / Over Load / Over Voltage.
9. RoHS compliance

Dimensions



Performance

Output Derating Curve



Specifications

SPECIFICATION		VALUE
NOMINAL OUTPUT VOLTAGE	V	24
MAXIMUM OUTPUT CURRENT	A	2.1
MAXIMUM OUTPUT POWER	W	50.4
EFFICIENCY (TYP)	(115/230VAC) (* 1)%	85 / 86
INPUT VOLTAGE RANGE		90 ~ 265VAC (47-63Hz) or 120 ~ 370VDC
INPUT CURRENT (TYP)	(115/230VAC) (* 1)A	1.3 / 0.8
INRUSH CURRENT (TYP)	(115/230VAC)	18 / 36 , Ta=25 °C ~ Cold Start
OUTPUT VOLTAGE RANGE	V	21.6-26.4
RIPPLE AND NOISE	(115/230VAC) (* 1, 2) mV	150
LINE REGULATION	(* 2) %	+/-0.3
LOAD REGULATION	(* 2) %	+/-0.3
TEMPERATURE COEFFICIENT		Less than 0.03%/°C (0 ~ 50°C)
OVER CURRENT PROTECTION	(* 3) %	105~150
OVER VOLTAGE PROTECTION	(* 3) V	27.6~32.4
HOLD-UP TIME (TYP)	(115/230VAC) (* 1) mS	15 / 80
LEAKAGE CURRENT	(115/230VAC) mA	0.5/1.0
OPERATING TEMPERATURE	(* 4)	- 10 ~ + 60 °C (Refer to Output De-rating Curve)
OPERATING HUMIDITY		20 ~ 90 %RH (Non condensing)
STORAGE TEMPERATURE		- 30 ~ +85°C
STORAGE HUMIDITY		10 ~ 95%RH (Non condensing)
COOLING METHOD		Convection cooling
WITHSTAND VOLTAGE		Input - Output : 3.0kVAC (20mA), Input - FG : 2.0kVAC (20mA) Output - FG : 500VAC (100mA) for 1min.
ISOLATION RESISTANCE		More than 100MΩ at Ta=25°C and 70%RH, Output - FG : 500VDC
VIBRATION		At no operating, 10 - 55Hz, 10min. 1cycle , 2G Constant, X, Y, Z 1hour each
SAFETY		Pending, UL60950-1, CSA60950-1, EN60950-1
EMI		Compliance to FCC-Class B, EN55011/EN55022-B, VCCI-B
EMS IMMUNITY		Compliance to EN61000-4-2,-3,-4,-5,-6,-8,-11
WEIGHT (TYP)	Lb (g)	0.88 (400)
DIMENSION	inch (mm)	3.89 x 3.81 x 1.41 (99 x 97 x 36) (Refer to next page)

1. At maximum output power, nominal input voltage, Ta = 25 °C.
2. Ripple & noise are measured at bandwidth of 20MHz by using a 12" twisted pair-wire terminated with a 0.1uF&47uF parallel capacitor.
3. Shutdown output voltage, manual reset. Re-power on to recover.
4. Refer to Output de-rating Curve (next page) for details.

404 Westridge Drive
Watsonville, CA 95076
USA.

Tel: 800-525-1609 - Fax: 831-761 -6544
www.applied-motion.com

DISTRIBUTED BY: