

# Industrial Grinders

Gearmotors and  
Gear Products

Motor  
Accessories

PT Components

Grinders

Baldor  
Mod Express

ABB  
Mod Express

Product  
Index




**600E**

Cast aluminum wheel guards can be exhausted or left closed. 8-foot power cord. Base mounted on/off switch. Rubber feet minimize vibration.

Hp	RPM	Wheel Size	Catalog Number	List Price	Mult. Sym.	Shpg. Wgt.	Voltage	Style	Agency Approval	Notes
1/3	3600	6"x3/4"x1/2"	<b>600E</b>	296	G1	30	115	Grinder	UL	a,c
1/3	3600	6"x3/4"x1/2"	<b>602E</b>	296	G1	30	115	Grinder/Buffer	UL	b,c

Cast aluminum non-exhaust type wheel guards. 8-foot power cord. Base mounted on/off switch. Rubber feet to minimize vibration.


Hp	RPM	Wheel Size	Catalog Number	List Price	Mult. Sym.	Shpg. Wgt.	Voltage	Style	Agency Approval	Notes
1/3	3600	6"x3/4"x1/2"	<b>612</b>	335	G1	30	115	Grinder	UL, CSA	a,c
1/3	3600	6"x3/4"x1/2"	<b>662</b>	335	G1	29	115	Grinder/Buffer	UL, CSA	b,c



**623E**

Cast iron exhaust type wheel guards. 8-foot power cord. Base mounted on/off switch. Rubber feet to minimize vibration.

Hp	RPM	Wheel Size	Catalog Number	List Price	Mult. Sym.	Shpg. Wgt.	Voltage	Style	Agency Approval	Notes
1/4	1800	6"x3/4"x1/2"	<b>632E</b>	470	G1	47	115	Grinder		a,d
1/3	3600	6"x3/4"x1/2"	<b>612E</b>	416	G1	44	115	Grinder	UL, CSA	a,c
1/3	3600	6"x3/4"x1/2"	<b>623E</b>	470	G1	47	115	Grinder	UL	a,d
1/3	3600	6"x3/4"x1/2"	<b>623ED</b>	635	G1	61	115	Grinder		a,d,e
1/3	3600	6"x3/4"x1/2"	<b>662E</b>	416	G1	43	115	Grinder/Buffer	UL, CSA	a,c
1/3	3600	6"x3/4"x1/2"	<b>673E</b>	470	G1	45	115	Grinder/Buffer	UL	a,d



**7306**

Cast iron exhaust type wheel guards. 8-foot power cord. Base mounted on/off switch. Rubber feet to minimize vibration.

Hp	RPM	Wheel Size	Catalog Number	List Price	Mult. Sym.	Shpg. Wgt.	Voltage	Style	Agency Approval	Notes
1/2	3600	7"x1"x5/8"	<b>712</b>	496	G1	45	115	Grinder	UL, CSA	a,c,f
1/2	3600	7"x1"x5/8"	<b>762</b>	496	G1	42	115	Grinder/Buffer	UL, CSA	b,c,f
1/2	3600	7"x1"x5/8"	<b>712E</b>	584	G1	69	115	Grinder	UL, CSA	a,c
1/2	3600	7"x1"x5/8"	<b>762E</b>	584	G1	66	115	Grinder/Buffer	UL, CSA	b,c
1/2	1800	7"x1"x5/8"	<b>7306</b>	639	G1	71	115/230	Grinder	UL	a,d,g
1/2	3600	7"x1"x5/8"	<b>7307</b>	639	G1	70	115/230	Grinder	UL, CSA	a,d,g
1/2	3600	7"x1"x5/8"	<b>7351</b>	639	G1	68	115/230	Grinder/Buffer	UL, CSA	b,d,g
1/2	1800	7"x1"x5/8"	<b>7308</b>	639	G1	71	208-230-4600	Grinder	UL, CSA	a,d,h
1/2	3600	7"x1"x5/8"	<b>7309</b>	639	G1	70	208-230-4600	Grinder	UL, CSA	a,d,h
1/2	1800	7"x1"x5/8"	<b>7306D</b>	823	G1	84	115/230	Grinder	UL	a,d,e,g
1/2	3600	7"x1"x5/8"	<b>7307D</b>	823	G1	84	115/230	Grinder	UL	a,d,e,g
1/2	3600	7"x1"x5/8"	<b>7309D</b>	823	G1	87	208-230/460	Grinder	UL, CSA	a,d,e,h
1/2/1/3	1800/3600	7"x1"x5/8"	<b>7312D</b>	1,035	G1	90	115	Grinder	UL	a,d,e




**7306D**

## NOTES:

- (a) Supplied with 36 & 60 grit wheels.
- (b) Supplied with 36 grit and 0.014 wire wheel.
- (c) Stamp steel tool rests.
- (d) Cast iron tool rests.
- (e) Deluxe model includes water pot, tool tray and lighted eyeshields.
- (f) Non-exhaust type wheel guards.
- (g) Factory connected for 115 volts, power cord supplied.
- (h) Factory connected for 208-230 volts, no power cord.


### Industrial Grinders



**8100W**



**8100WD**



**1022W**



**1022WD**

All models have cast iron tool rests and exhaust type wheel guards. 8-foot power cord. Base mounted on/off switch. Rubber feet to minimize vibration.

Hp	RPM	Wheel Size	Catalog Number	List Price	Mult. Sym.	Shpg. Wgt.	Voltage	Style	Agency Approval	Notes
3/4	1800	8"x1"x3/4"	<b>8100W</b>	1,029	G1	99	115/230	Grinder	UL	a,g
3/4	1800	8"x1"x3/4"	<b>8100WD</b>	1,175	G1	110	115/230	Grinder	UL	a,e,g
3/4	3600	8"x1"x3/4"	<b>8107W</b>	1,029	G1	99	115/230	Grinder	UL	a,g
3/4	3600	8"x1"x3/4"	<b>8107WD</b>	1,175	G1	111	115/230	Grinder	UL	a,e,g
3/4	3600	8"x1"x3/4"	<b>8250W</b>	1,029	G1	97	115/230	Grinder/Buffer	UL	b,g
3/4	1800	8"x1"x3/4"	<b>8102W</b>	997	G1	98	208-230/460	Grinder	UL,CSA	a,h
3/4	1800	8"x1"x3/4"	<b>8102WD</b>	1,157	G1	111	208-230/460	Grinder	UL,CSA	a,e,h
3/4	3600	8"x1"x3/4"	<b>8123W</b>	997	G1	99	208-230/460	Grinder	UL,CSA	a,h
3/4	3600	8"x1"x3/4"	<b>8123WD</b>	1,157	G1	112	208-230/460	Grinder	UL,CSA	a,e,h
3/4	3600	8"x1"x3/4"	<b>8252W</b>	997	G1	95	208-230/460	Grinder/Buffer	UL	b,h
3/4	3600	8"x1"x3/4"	<b>8125W</b>	997	G1	99	575	Grinder	UL	a,i

All models have cast iron tool rests and exhaust type wheel guards. Base mounted on/off switch. Rubber feet to minimize vibration.

Hp	RPM	Wheel Size	Catalog Number	List Price	Mult. Sym.	Shpg. Wgt.	Voltage	Style	Agency Approval	Notes
1	1800	10"x1"x7/8"	<b>1022W</b>	1,314	G1	133	115/230	Grinder	UL	a,J
1	1800	10"x1"x7/8"	<b>1022WD</b>	1,504	G1	145	115/230	Grinder	UL	a,e,J
1-1/2	1800	10"x1"x7/8"	<b>1021W</b>	1,295	G1	134	208-230/460	Grinder	UL,CSA	a,h
1-1/2	1800	10"x1"x7/8"	<b>1021WD</b>	1,483	G1	146	208-230/460	Grinder	UL,CSA	a,e,h
1-1/2	1800	10"x1"x7/8"	<b>105W</b>	1,295	G1	133	575	Grinder	UL,CSA	a,i

#### NOTES:

- (a) Supplied with 36 & 60 grit wheels.
- (b) Supplied with 36 grit and 0.014 wire wheel.
- (e) Deluxe model includes water pot, tool tray and lighted eyeshields.
- (g) Factory connected for 115 volts, power cord supplied.
- (h) Factory connected for 208-230 volts, no power cord.
- (i) 575 volt, 50//60 Hz.
- (J) Factory connected for 115 volts, no power cord.

# Industrial Grinders

## 12 Inch



**BALDOR**  
Catalog #1215W  
with #GA20 Pedestal


Cast iron tool rests & exhaust type wheel guards. Manual starter with overload protection. Also includes lighted eyeshield (bulb not included). All three-phase units are suitable for 50/60 Hz, 1500/1800 RPM operation. Wheels sold separately. See chart below.

Hp	RPM	Wheel Size	Catalog Number	List Price	Mult. Sym.	Shpg. Wgt.	Voltage	Style	Agency Approval	Notes
2	1800	12"X2"X1-1/4"	<b>1215W</b>	2,954	G1	253	208-230/460	Grinder	UR	k
3	1800	12"X2"X1-1/4"	<b>1216W</b>	3,059	G1	248	208-230/460	Grinder	UR	k
2	1800	12"X2"X1-1/4"	<b>1217W</b>	3,128	G1	253	115/230	Grinder	UR	J
3	1800	12"X2"X1-1/4"	<b>129W</b>	3,059	G1	256	575	Grinder	UR	i

Cast iron tool rests & exhaust type wheel guards. Magnetic starter with overload protection. Also includes lighted eyeshields (bulbs not included). Suitable for 50/60 Hz operation. Wheels sold separately. See chart below.

Hp	RPM	Wheel Size	Catalog Number	List Price	Mult. Sym.	Shpg. Wgt.	Voltage	Style	Agency Approval	Notes
5	1800	14"X3"X1-1/4"	<b>1406W</b>	3,790	G1	359	230	Grinder	UR	m
5	1800	14"X3"X1-1/4"	<b>1410W</b>	3,790	G1	362	460	Grinder	UR	m
5	1800	14"X3"X1-1/4"	<b>1408W</b>	3,790	G1	358	575	Grinder	UR	m
7-1/2	1800	14"X3"X1-1/4"	<b>1407W</b>	4,134	G1	372	230	Grinder	UR	m
7-1/2	1800	14"X3"X1-1/4"	<b>1411W</b>	4,134	G1	381	460	Grinder	UR	m
7-1/2	1800	14"X3"X1-1/4"	<b>1409W</b>	4,134	G1	374	575	Grinder	UR	m

## 14 Inch



**BALDOR**  
Catalog #1407W  
with #GA20 Pedestal

## Wheels for 12-Inch and 14-Inch Grinders

High quality aluminum oxide and silicon abrasive in a premium vitrified system

Catalog Number	List Price	Mult. Sym.	Diameter	Face	Bore	Grit	Shpg. Wgt.
<b>B125</b>	226	A8	12"	2"	1-1/4"	30	22
<b>B126</b>	228	A8	12"	2"	1-1/4"	46	22
<b>B147</b>	427	A8	14"	3"	1-1/4"	30	42
<b>B148</b>	427	A8	14"	3"	1-1/4"	46	41

**NOTE:** When installing new wheels, check wheels for possible damage. Do not use a damaged wheel. With new wheel installed, all safety guards in place and operator standing away from front of grinder, run grinder for one minute before apply work. (Wear safety glasses). **Exercise caution.** Designed to comply with OSHA standards under normal usage.

### NOTES:

- (i) 575 volt, 50/60 Hz.
- (j) Factory connected for 115 volts, no power cord.
- (k) Factory connected for 230, manual starter, specify voltage when ordering.
- (m) Factory connected for 230, magnetic starter must be changed for other voltages

### Industrial Tool Grinders

#### Diamond Wheel Grinder



Catalog #522

Baldor Diamond Wheel Tool Grinders feature all cast iron construction. Precision built, they have locked double row bearings and a maximum runout of .002 for precise tool and die work. Accommodates cup wheels with 1-1/4" center hole. Large tool tables with protractor type tool support. Light and water pot with spout and faucet that can be moved to either side are standard equipment. Diamond wheels sold separately. See chart below.



Hp	RPM	Cup Wheel Size	Catalog Number	List Price	Mult. Sym.	Shpg. Wgt.	Voltage	Style	Agency Approval	Notes
1/2	3600	6"x1"x1-1/4	522	1,653	G1	108	115	Tool Grinder	UL	g
1/2	3600	6"x1"x1-1/4	532	1,653	G1	109	208-230/460	Tool Grinder	UL	h

**NOTE:** Rough service bulb is suggested.

#### Carbide Tool Grinder



Catalog #500

Baldor Carbide Tool Grinders feature all cast iron construction. Accommodates cup wheels with 1-1/4" center hole. Large tool tables with protractor type tool support. Light and water pot with spout and faucet that can be moved to either side are standard equipment. Wheels sold separately. See chart below.



Hp	RPM	Wheel Size	Catalog Number	List Price	Mult. Sym.	Shpg. Wgt.	Voltage	Style	Agency Approval	Notes
1/2	3600	6"x1"x1-1/4	500	1,470	G1	109	115	Tool Grinder	UL	g
1/2	3600	6"x1"x1-1/4	510	1,470	G1	109	208-230/460	Tool Grinder	UL	h

**NOTE:** Rough service bulb is suggested

### Wheels and Accessories

Catalog Number	List Price	Mult. Sym.	Shpg. Wgt.	Face	Grit	Description
D501	946	A8	5	3/4"	120	General Purpose Diamond Wheel
D502	946	A8	2	3/4"	220	Fine Finish Diamond Wheel
C61	146	A8	5	1"	60	Silicone Carbide
C121	146	A8	3	1"	120	Silicone Carbide
S46	136	A8	3	1"	46	Aluminum Oxide
S61	136	A8	3	1"	60	Aluminum Oxide
GA8	161	A8	1	Wheel Dresser with Diamond NIB		
GA7	97	A8	1	Diamond NIB for GA8 (7/16 diameter x 1" long)		

**NOTE:** When installing new wheels, check wheel for possible damage. Do not use a damaged wheel. With new wheel installed and all safety guards in place, and operator is standing away from front of grinder, run grinder for one minute before applying work. **(Wear safety glasses). Exercise caution.**

#### NOTES:

- (g) Factory connected for 115 volts, power cord supplied.
- (h) Factory connected for 208-230 volts, no power cord.



Catalog #D501



Catalog #C61




GA8

GA7

# Industrial Abrasive Belt Sanders

Baldor offers several options when it comes to industrial belt sanders, fixed and tiltable belts, grinder/sanders and even an adjustable speed sander for increased flexibility. All units come with a base mounted on/off switch. 602E-MT equipped with 2x36" 100 grit belt, all others 2x48" 80 grit belt.



Catalog #602E-MT



Catalog #248-151D



Catalog #248-181TD



Catalog #248-151TD



Catalog #248-151AS

Hp	RPM	Tiltable belt	Catalog Number	List Price	Mult. Sym.	Shpg. Wgt.	Voltage	Style	Agency Approval	Notes
1/3	3600	Multi-Position	<b>602E-MT</b>	786	G1	24	115	Grinder/Belt Sander	—	g, n
1-1/2	3600	Fixed	<b>2048-151D</b>	1,582	G1	88	115/230	Belt Sander	UL	g
1-1/2	3600	Fixed	<b>2048-153D</b>	1,531	G1	76	208-230/460	Belt Sander	UL	h
1-1/2	3600	Three positions	<b>248-151TD</b>	1,733	G1	95	115/230	Belt Sander	UL	g
1-1/2	3600	Three positions	<b>248-153TD</b>	1,682	G1	84	208-230/460	Belt Sander	UL	h
1-1/2	3600	Three positions	<b>248-181TD</b>	2,037	G1	138	115/230	Grinder/Belt Sander	UR	J, I
1-1/2	3600	Three positions	<b>248-183TD</b>	1,979	G1	128	208-230/460	Grinder/Belt Sander	UL	h, I
1-1/2	0-3600	Three positions	<b>248-151AS</b>	1,867	G1	105	115	Adjustable Speed	UR	g, J, I

# Industrial Buffers

Buffers are designed for use with soft cloth wheels **ONLY**. Specific buffing applications may require the addition of operator safety devices. Consult with a safety engineer before installation. Price includes flanges and nuts but **does not** include wheels.



Catalog #333B



Catalog #1458  
with #GA20 Pedestal

Hp	RPM	Max. Wheel Size	Shaft Diameter	Catalog Number	List Price	Mult. Sym.	Shpg. Wgt.	Voltage	Agency Approval	Notes
1/4	1800	6"	1/2"	<b>114</b>	374	G1	24	115	UR	g
1/3	3600	6"	1/2"	<b>111</b>	374	G1	25	115	UR	g
3/4	1800	8"	3/4"	<b>332B</b>	735	G1	55	115/230	UR	g
3/4	3600	8"	3/4"	<b>333B</b>	735	G1	56	115/230	UR	g
3/4	1800	8"	3/4"	<b>334B</b>	718	G1	54	208-230/460	UR, CSA	h
3/4	3600	8"	3/4"	<b>330B</b>	718	G1	56	208-230/460	UR, CSA	h
1	1800	10"	7/8"	<b>407B</b>	975	G1	60	115/230	UR	j
1-1/2	3600	10"	7/8"	<b>410B</b>	959	G1	61	115/230	UR	j
1-1/2	1800	10"	7/8"	<b>409B</b>	936	G1	59	208-230/460	UR, CSA	h
1-1/2	3600	10"	7/8"	<b>412B</b>	936	G1	62	208-230/460	UR, CSA	h
2	1800	12"	1-1/4"	<b>1250</b>	2,260	G1	164	115/230	UR	k
2	3600	12"	1-1/4"	<b>1251</b>	2,195	G1	160	115/230	UR	k
3	1800	12"	1-1/4"	<b>1252</b>	2,075	G1	156	208-230/460	UR, CSA	k
3	3600	12"	1-1/4"	<b>1253</b>	2,016	G1	156	208-230/460	UR, CSA	k
5	1200	14"	1-1/4"	<b>1457</b>	3,029	G1	228	230	UR, CSA	m
5	1800	14"	1-1/4"	<b>1458</b>	2,579	G1	218	230	UR, CSA	m
7-1/2	1800	14"	1-1/4"	<b>1454</b>	2,880	G1	229	230	UR, CSA	m
7-1/2	3600	14"	1-1/4"	<b>1453</b>	2,725	G1	223	230	UR, CSA	m

## NOTES:



- (g) Factory connected for 115 volts, power cord supplied.
- (h) Factory connected for 208-230 volts, no power cord.
- (J) Factory connected for 115 volts, no power cord.
- (k) Factory connected for 230, manual starter, specify voltage when ordering.
- (l) Supplied with 8"x1"x3/4" 36 grit wheel and 80 grit belt.
- (m) Factory connected for 230, magnetic starter must be changed for other voltages
- (n) Supplied with 0.014 wire wheel and 36" x 2" 100 grit belt



**BALDOR**

A MEMBER OF THE ABB GROUP

## Big Red Grinders

**600RE****812RE**

Big Red Grinders are available with 6", 7" or 8" wheels, equipped with base mounted on/off switch and 8 foot cord with plug. Rubber mounting feet help minimize vibration. Models ending in "E" have exhaust type wheel guards.

Hp	RPM	Wheel Size	Catalog Number	List Price	Mult. Sym.	Shpg. Wgt.	Voltage	Style	Agency Approval	Notes
1/3	3600	6"x3/4"x1/2"	<b>600RE</b>	296	G1	29	115	Grinder	UL	a,c
1/3	3600	6"x3/4"x1/2"	<b>602RE</b>	296	G1	29	115	Grinder/Buffer	UL	b,c
1/3	3600	6"x3/4"x1/2"	<b>612R</b>	335	G1	30	115	Grinder	UL, CSA	a,c,f
1/3	3600	6"x3/4"x1/2"	<b>662R</b>	335	G1	29	115	Grinder/Buffer	UL, CSA	b,c,f
1/2	3600	7"x1"x5/8"	<b>712R</b>	496	G1	44	115/230	Grinder	UL, CSA	a,c,f
1/2	3600	7"x1"x5/8"	<b>762R</b>	496	G1	43	115/230	Grinder/Buffer	UL, CSA	b,c,f
1/2	3600	7"x1"x5/8"	<b>712RE</b>	584	G1	68	115/230	Grinder	UL, CSA	a,c
1/2	3600	7"x1"x5/8"	<b>762RE</b>	584	G1	67	115/230	Grinder/Buffer	UL, CSA	b,c
3/4	3600	8"x1"x3/4"	<b>812RE</b>	973	G1	96	115/230	Grinder	UL	a,c,g
3/4	3600	8"x1"x3/4"	<b>862RE</b>	973	G1	95	115/230	Grinder/Buffer	UL	a,c,g

## Big Red Accessories

### Pedestals

**GA16R****GA14R**

Catalog Number	Description	List Price	Mult. Sym.	Shpg. Wgt.
<b>GA16R</b>	Cast iron pedestal can be used on all Big Red Grinders Height is 32-7/8"	465	A8	62
<b>GA16RE</b>	Light industrial version, all steel construction for use on 6" & 7" only, height is 34"	303	A8	36
<b>GA20RE</b>	Light industrial version, all steel construction for use on 8" only, height is 34"	351	A8	54
<b>GA14R</b>	Fabricated steel pedestal with storage shelves can be used on all Big Red Grinders, height is 34-1/2"	351	A8	64
<b>GA9R</b>	2) Lighted eyeshield, 5-1/2" x 3-3/4" viewing area, 8-ft cord with plug, mounts to any Big Red Grinder	196	A8	5
<b>GA9SR</b>	2) Lighted eyeshield with on/off switch, 5-1/2" x 3-3/4" viewing area, 8-ft cord with plug, mounts to any Big Red Grinder	218	A8	5

### Lighted Eyeshields

**GA9R****GA9SR****NOTES:**

- (a) Supplied with 36 & 60 grit wheels.
- (b) Supplied with 36 grit and 0.014 wire wheel.
- (c) Stamp steel tool rests.
- (d) Cast iron tool rests.
- (f) Non-exhaust type wheel guards.
- (g) Factory connected for 115 volts, power cord supplied.

## Accessories

### Dust Control Units for Baldor Grinders



Catalog #1022W  
with DC10 and GA16

**NOTE:** Do not collect potentially reactive materials without consulting (NFPA) National Fire Protection Association Standards.

Powered by a 1/2 Hp TEFC single phase Baldor motor with cord, switch, and plug.

230 volt single phase units are available and supplied less switch, cord, and plug. Specify for 230 volt single phase operation.

Collectors with three phase motor less cord, switch, and plug are available. For 208-230/460 volt three phase, add suffix -3 to catalog number. Add \$30.00 to list price. Mount dust control units with Grinder and GA16 or GA20 pedestal.

115 Volt, Single Phase, 60 Hz.

Catalog Number	Dust Control Unit Price	Mult. Sym.	Grinding Wheel Maximum		Cubic Ft/Min		Air Control Valves	Shpg. Wgt.
			Dia.	Width	Total Cap.	Required Per Wheel By OSHA <sup>(o)</sup>		
DC7	1,394	A8	7"	1"	440	220	Yes	60
DC8	1,394	A8	8"	1"	440	220	Yes	62
DC10	1,394	A8	10"	1"	440	390	Yes <sup>(p)</sup>	60
DC12	1,515	A8	12"	2"	440	390	Yes <sup>(p)</sup>	62
DC12-3	1,515	A8	12"	2"	440	390	Yes <sup>(p)</sup>	57
DC14-3 <sup>(n)</sup>	2,472	A8	14"	3"	700	590	Yes <sup>(p)</sup>	73

<sup>(n)</sup> DC14-3 powered with 1Hp TEFC 208-230/460 volt, three phase motor, less cord, switch, and lug.

<sup>(o)</sup> From ventilation section 1910.94 table G-4 Federal register vol. 37 #202, 10-18-72.


<sup>(p)</sup> Air control valve required to direct total CFM of collector to only the wheel being used to meet OSHA CFM requirements on 10" and larger grinders.

### Replacement Filter Bags

Catalog Number	List Price	Mult. Sym.	Dust Control Unit	Shpg. Wgt.
ARB-1	97	A8	DC7, 8, 10, 12, 12-3	1
ARB-2	136	A8	DC14-3	2

## Accessories

### Grinder and Buffer



Item Number	Catalog Number	Description	List Price	Mult. Sym.	Shpg. Wgt.
A	GA16	Pedestal "Cast Iron"	465	A8	62
	GA16E	"Steel"	303	A8	36
B	GA14	Pedestal "Steel"	351	A8	64
C	GA20	Pedestal "Cast Iron"	764	A8	119
	GA20E	"Steel"	351	A8	54
D	GA24	Water Pot	51	A8	1
E	GA3	Water Pot	79	A8	7
F	GA25	Tool Tray	51	A8	9
G	GA4	Tool Tray	81	A8	6
H	GA11	Eyeshield	65 pr	A8	2
I	GA10	Eyeshield	59 pr	A8	1
J	GA9	Lighted Eyeshield (less on/off switch)	196 pr	A8	5
J-1	GA9-1	same as GA9 except packed 1 unit per carton	108 ea	A8	3
K	GA9S	Lighted Eyeshield (with on/off switch)	218 pr	A8	6
L	GA13	Eyeshield for 6" Grinders	50 pr	A8	2
M	AB248	Abrasive Belt 2" x 48" - 80 Grit	30	A8	1

- (A) **GA16 Pedestal** for 6", 7", 8" and 10" grinders, carbide and diamond wheel grinders, 1/4 Hp through 1-1/2 Hp buffers and belt grinders. Height 32 7/8".  
**GA16RE** for 6" & 7" grinders "all steel construction". Height 34".
- (B) **GA14 Pedestal** - fabricated steel, for 6", 7", 8" and 10" grinders, 1/4 Hp through 1 1/2 Hp buffers. Height 34 1/2".
- (C) **GA20 Pedestal** for 8", 10", 12" and 14" grinders and 3/4 through 7-1/2 Hp buffers. Height 30".  
**GA20RE** for 8" & 10" grinders "all steel construction". Height 34".
- (D) **GA24 Water Pot** for 623E, 673E, 612E, 662E, and 7" (except #712, #712R, #762, & #762R), 8" and 10" grinders. Supplied with mounting bracket and swivel arm. Capacity 1-1/2 pints.
- (E) **GA3 Water Pot** for GA20 pedestal. Capacity 3 pints.
- (F) **GA25 Tool Tray** for 623E, 632E, 673E, 612E, 662E and 7" (except #712, #712R, #762, & #762R), 8" and 10" grinders. Supplied with mounting bracket and swivel arm. Diameter 8". Area 48 square inches.
- (G) **GA4 Tool Tray** for GA20 pedestal. Dimensions 12" x 6".
- (H) **GA11 Eyeshield** - 6" x 4" shatter resistant Plexiglas®. Fits Baldor grinders 7" through 14".
- (I) **GA10 Eyeshield** - 5" x 4" shatter resistant Plexiglas®. Fits Baldor 6" grinders and #712, #712R, #762 and #762R.
- (J) **GA9 Lighted Eyeshield** - 5 1/2" x 3 3/4" viewing area made of shatter resistant Plexiglas®. Supplied with 8 foot 3 conductor cord with plug. Accommodates standard 115 volt 60 watt bulb. Supplied less bulb and on/off switch. Mounts to Baldor grinders except tool and belt grinders. Adjusts horizontally and vertically. U.L. listed/CSA certified.
- (J-1) **GA9-1** - Same as GA9 except packed 1 per carton. 115 volt only.
- (K) **GA9S Lighted Eyeshield with On/Off Switch** - 115 volt only.
- (L) **GA13 Eyeshield for 600 Series 6" Grinders**
- (M) **AB248 Abrasive Belt** - 2" x 48" - 80 Grit.

**BALDOR**

A MEMBER OF THE ABB GROUP

**Grinders****Accessories  
Wheels for Grinders**

6" 7" 8" 10" 12" 14"

Extremely durable aluminum oxide abrasive grain. Excellent for steels and alloy steels. Ideal for numerous general purpose applications.

Catalog Number	List Price	Mult. Sym.	Diameter	Face	Bore	Grit	Shpg. Wgt.
B66	41	A8	6"	3/4"	1/2"	36	2
B67	41	A8	6"	3/4"	1/2"	60	2
B73	57	A8	7"	1"	5/8"	36	4
B74	57	A8	7"	1"	5/8"	60	3
B80	67	A8	8"	1"	3/4"	36	5
B81	67	A8	8"	1"	3/4"	60	4
B102	100	A8	10"	1"	7/8"	36	8
B103	100	A8	10"	1"	7/8"	60	6
B125	226	A8	12"	2"	1-1/4"	30	22
B126	228	A8	12"	2"	1-1/4"	46	22
B147	427	A8	14"	3"	1-1/4"	30	42
B148	427	A8	14"	3"	1 1/4"	46	41


**Sewed Cotton  
Buffing Wheels**

6" 8" 10"

**Features:** Wheels are muslin cloth, spiral sewn. These bore sizes will fit shafts 1/8" greater diameter than bore.

Catalog Number	List Price	Mult. Sym.	Diameter	Face	Bore	Shpg. Wgt.
A65	22	A8	6"	1/4"	1/2"	1
A82	36	A8	8"	1/4"	3/4"	1
A103	43	A8	10"	1/4"	7/8"	1

**NOTE:** Cotton wheels are supplied in sections 1/4" wide. Two (or more) sections may be put together to make up wheel of desired width.

**Wire Brush Wheels**


6" 7" 8"

**Features:** Wheels are crimped, carbon steel wire.

Catalog Number	List Price	Mult. Sym.	Diameter	Face	Bore	Diameter of Wire	Shpg. Wgt.
W64	50	A8	6"	5/8"	1/2"	0.014	1
W70	59	A8	7"	5/8"	5/8"	0.014	1
W82	66	A8	8"	3/4"	3/4"	0.014	1

**NOTE:** Baldor 6", 7" & 8" grinders equipped with grinding wheels can be converted to have wire brush wheels. To properly fit the wire brush wheels, flat washers or spacer must be placed on both sides of the wheel flanges. This will accommodate the width differences between the wire brush wheel and the original grinding wheel. Order washers/spacers as follows:  
6" (3) HW1000A50, 7" (2) HA2047A01, 8"(4) HW1000A75

**NOTE:** When installing new wheels, check wheel for possible damage. Do not use a damaged wheel. With new wheel installed and all safety guards in place, and operator standing away from front of grinder, run grinder for one minute before applying work. **(Wear safety glasses).**

**Exercise Caution.****Single Phase Electronic  
Motor Brake**

**Applications:** Efficient alternative to mechanical brakes, suitable for woodworking machinery, machine tools, bench grinders and buffers. Ideal for OEM equipment or for retrofitting into an existing application.


**Features:** Automatic braking for single-phase motors. User adjustable torque and brake time. Prevents restarts after power has been removed for 7 seconds. Accommodates frequent start/stop applications. Available in panel mount for system integration or with line cord, plug and receptacle in a NEMA 1 enclosure for easy installation.

Catalog Number	Horsepower	Amps	Voltage (60 Hz only)	List Price	Mult. Sym.
<b>Panel Mount</b>					
BQ1-015-CP	1	15	110-125 VAC	1,040	E7
BQ2-015-CP	2	15	208-230 VAC	1,040	E7
<b>NEMA 1</b>					
BQ1-015-CC	1	15	110-125 VAC	1,397	E7
BQ2-015-CC	2	15	208-230 VAC	1,397	E7


**SUFFIX:** CP = 6"x5"x3" module without cord, receptacle, switch or enclosure.  
CC = 8"x8"x4.5" NEMA 1 enclosure with 9ft. cord, receptacle and switch.



## Polishing Lathes, Chucks



**340**



**353T**



**380WCT**



**LPL50**

Baldor polishing lathes have features preferred by Dentists, dental lab technicians, jewelers, lapidary and other for precision, trouble-free polishing. All lathes are supplied with 8-foot cord with plug, rubber feet and heavy construction to minimize vibration, provisions for mounting to a laboratory bench are provided as well.

Hp	RPM	Shaft Diameter/Taper	Catalog Number	List Price	Mult. Sym.	Shpg. Wgt.	Voltage	Style	Agency Approval	Notes
1/4	3600/1800	0.375 / 0.250	<b>340</b>	459	G1	32	115	Dual Speed	UR, CSA	q
1/4	3000/1500	0.375 / 0.250	<b>342</b>	459	G1	32	220-240	Dual Speed	UR, CSA	r
1/4	3600/1800	0.375 / 0.250	<b>353T</b>	503	G1	35	115	Dual Speed	UL, CSA	q
1/2	3600	0.375 / 0.250	<b>359T</b>	504	G1	36	115	Single speed	UL, CSA	q
1/3	3600/1800	0.375 / 0.250	<b>380T</b>	560	G1	42	115	Dual Speed	UL, CSA	q
1/3	3600/1800	0.375 / 0.250	<b>380WCT</b>	1,290	G1	47	115	Dual Speed	UL, CSA	q,s
1/2	3600	0.625 / straight	<b>LPL50</b>	490	G1	43	115	Single speed	UR	q,t
3/4	3600	0.625 / straight	<b>LPL75</b>	598	G1	48	115/230	Single speed	UR	q,t

**NOTES:**

(q) Factory connected for 115 volts, power cord supplied.

(r) Factory connected for 220-240 volts, power cord without plug.

(s) Right side equipped with Wells Dental "Super Quick" chuck, 2 mandrels, 2 stone, 1 arbor band, 1 soft wheel chuck.

(t) Single shaft, right side.

## Baldor True-Running Chucks

Made to close-tolerance specifications, keeps vibration to an absolute minimum. All chuck guaranteed to match Baldor lathes and other make with standard tapered shaft. Mounting hole 0.370" tapered 0.250 per foot.



**R1**

**R2**

**L3**

**L4**

**R5A**

**R6**

**L7**

Catalog Number	List Price	Mult. Sym.	Description	Shpg. Wgt.
<b>R1</b>	28	A8	Hard Wheel, Right Hand, Brass	1
<b>R2</b>	30	A8	Soft Wheel, Right Hand, Brass	1
<b>L3</b>	28	A8	Hard Wheel, Left Hand, Brass	1
<b>L4</b>	30	A8	Soft Wheel, Left Hand, Brass	1
<b>R5A</b>	94	A8	Burr Chuck, Right Hand,	1
<b>R6</b>	50	A8	Arbor Band, Right Hand, Brass	1
<b>L7</b>	55	A8	Burr Chuck, Left Hand, Stainless	1

**NOTE:** R1 & L3 hard wheel chucks accommodate up to 1/4" wide wheel with 1/4" arbor hole.

R6 arbor band chuck accommodates 1/2" wide x 3/4" diameter arbor band.

## Dust Collector Bags

Catalog Number	List Price	Mult. Sym.	Description	Shpg. Wgt.
<b>DA1</b>	55	A8	Dust Collector Bag (1 per carton). For Baldor D60 and D61 Dust Collectors	1

### FULL THREE YEAR WARRANTY

Baldor polishing lathes are warranted against burnouts, defective materials, and workmanship for three full years. Warranty covers all parts except those subject to normal wear. "Wells Quick Chuck" warranted one year by manufacturer.