


MPP/MPJ Series

Low & High Inertia Rotary Servo Motors



The MPP/MPJ family of brushless servo motors redefines performance, flexibility, and reliability.

The MPP (MaxPlusPlus) Series is the industry's highest performing servo motor. Utilizing eight-pole segmented lamination technology, the MPP produces more torque in a shorter package. Use MPP motors for higher torque applications, customization options, or when high performance is required.

The MPJ (MaxPlus-J) Series of rotary servo motors from Parker features the same design characteristics as the MPP, but with 3 - 8 times the inertia of the standard MPP. This is a perfect solution for your applications requiring a high inertia servo motor.



The MPP Series features a new design that offers lower inertia and higher power, all in a smaller motor package. These brushless servo motors are designed for the demanding applications found in today's high-performance servo systems.

The MPP motors feature segmented core technology, which can yield up to 40% higher torque per unit size than conventionally wound servo motors. "Potted" stators improve heat transfer for better thermal efficiency, resulting in increased torque at the motor shaft. High-energy neodymium magnets are employed for higher rates of acceleration.

Parker will customize any MPP/MPJ motor to meet your specific system requirements. Parker does customs like no one else. We are specialists at customs, offering unrivaled custom motor solutions and support.

Common Customized Options:

- Shafts (longer, shorter, diameter change, hollow shafts)
- Front flange (bolt circle, pilot, NEMA dimensions)
- Motors coatings (white, PTFE, steel-it grey)
- Non-standard feedback devices
- Special connectors
- Special stator windings

Contact Information:

Parker Hannifin Corporation
Electromechanical Automation Division
5500 Business Park Drive
Rohnert Park, CA 94928

phone: 800.358.9068 / 707.584.7558

fax: 707.584.8015

email: emn_support@parker.com

www.parkermotion.com



ENGINEERING YOUR SUCCESS.

MPP/MPJ Series Servo Motors

Low & High Inertia
Rotary Servo Motors

MPP/MPJ Motor Features

- Segmented core technology – very high torque-to-inertia ratio – 40% higher torque
- Potted stator design for improved thermal efficiency
- MPP available in 92, 100, 115, 142, 190 and 270 frame sizes
- MPJ available in 92, 100, 115 and 142 frame sizes
- Continuous stall torque: 1.5 Nm (14 lb-in) to 157 Nm (1396 lb-in)
- Peak torque: 5 Nm (44 lb-in) to 513 Nm (4540 lb-in)
- Brushless construction
- High-performance neodymium magnets
- Thermistor protection
- Resolver, incremental encoder, or single- or multi-turn absolute encoders
- 24 volt failsafe brake (optional)
- Right-angle rotatable PS-style connectors
- IP64 standard, IP65 optional shaft seal
- Best-in-class lead-time, two year warranty
- CE and UL



MPP/MPJ Common Specifications by Frame Size

Series Frame Size (mm)		MPP/MPJ 092	MPP/MPJ 100	MPP/MPJ 115	MPP/MPJ 142	MPP 190	MPP 270
Max DC Bus Voltage ¹ 230 VAC Models 460 VAC Models	V_{mbus} VDC			340 650			650
Max AC Voltage ¹ 230 VAC Models 460 VAC Models	V_s VAC			240 460			460
Ambient Temp at Rating	T_{amb} °C			25			
Max Winding Temp	T_{max} °C			155			
Winding Temp at Rating ²	T_{wr} °C			125			
Number of Rotor Magnet Poles	N_p # poles			8			
Motor UL Class	F UL class			H			
Environmental Protection Rating ²	IP			IP40 – IP65			

⁶ Reference only

⁷ The winding temperature at the motor rated speed may be lower than the winding maximum due to feedback or amplifier limitations.

⁸ Refer to the product part number configurator for the IP rating character. All servo motors with a “V” designator in the part number for the shaft seal option are rated IP65. All other motors are rated for IP64, provided the feedback device is encased in an aluminum housing. Motors that have exposed feedback devices are rated at IP40.

	Rated Speed	kW	HP	Rotor Inertia				Stall Torque	Peak Torque	Cont. Stall Current (RMS)	Peak Current (RMS)		
				MPP		MPJ							
				lb-in-sec ²	Kg-m ²	lb-in-sec ²	Kg-m ²						
230 VAC Models													
0921B	3793.57	0.52	0.69	3.90 ⁻⁰⁴	4.41 ⁻⁰⁵	3.45 ⁻⁰³	3.90 ⁻⁰⁴	1.55	13.72	4.32	38.22	1.83	5.78
0921C	4947.33	0.61	0.81	3.90 ⁻⁰⁴	4.41 ⁻⁰⁵	3.45 ⁻⁰³	3.90 ⁻⁰⁴	1.58	13.97	4.38	38.79	2.86	9.02
0922C	4287.68	1.08	1.44	6.90 ⁻⁰⁴	7.80 ⁻⁰⁵	6.11 ⁻⁰³	6.90 ⁻⁰⁴	2.94	25.99	8.29	73.33	3.72	11.77
0922D	4947.33	1.24	1.65	6.90 ⁻⁰⁴	7.80 ⁻⁰⁵	6.11 ⁻⁰³	6.90 ⁻⁰⁴	3.11	27.51	8.67	76.76	5.59	17.66
0923D	4947.33	1.55	2.07	1.00 ⁻⁰³	1.13 ⁻⁰⁴	—	—	4.03	35.63	11.55	102.23	7.23	22.85
1002D	4782.42	1.55	2.07	2.30 ⁻⁰³	2.60 ⁻⁰⁴	7.29 ⁻⁰³	8.24 ⁻⁰⁴	4.56	40.34	12.69	112.32	7.87	24.87
1003C	4153.31	1.77	2.36	3.30 ⁻⁰³	3.73 ⁻⁰⁴	—	—	6.03	53.35	17.25	152.67	7.21	22.80
1003D	4177.74	1.76	2.34	3.30 ⁻⁰³	3.73 ⁻⁰⁴	—	—	5.99	53.00	17.16	151.84	10.28	32.49
1152C	4067.80	1.63	2.18	2.40 ⁻⁰³	2.71 ⁻⁰⁴	9.01 ⁻⁰³	1.02 ⁻⁰³	5.68	50.24	15.69	138.86	8.45	26.71
1152D	4067.80	1.67	2.22	2.40 ⁻⁰³	2.71 ⁻⁰⁴	9.01 ⁻⁰³	1.02 ⁻⁰³	5.79	51.22	15.93	141.00	10.45	33.02
1153B	3505.88	2.20	2.93	3.60 ⁻⁰³	4.07 ⁻⁰⁴	1.00 ⁻⁰²	1.13 ⁻⁰³	7.91	70.02	22.23	196.71	7.74	24.46
1153C	4012.83	2.29	3.06	3.60 ⁻⁰³	4.07 ⁻⁰⁴	1.00 ⁻⁰²	1.13 ⁻⁰³	8.04	71.16	22.52	199.29	12.10	38.25
1154A	1903.70	1.79	2.39	4.60 ⁻⁰³	5.20 ⁻⁰⁴	—	—	9.85	87.18	28.01	247.92	5.36	16.94
1154B	3852.24	2.69	3.59	4.60 ⁻⁰³	5.20 ⁻⁰⁴	—	—	9.86	87.28	28.04	248.16	10.73	33.91
1422C	4342.65	3.40	4.53	6.90 ⁻⁰³	7.80 ⁻⁰⁴	6.38 ⁻⁰²	7.20 ⁻⁰³	10.89	96.37	28.08	248.48	14.62	46.20
1424B	3599.33	5.18	6.90	1.30 ⁻⁰²	1.47 ⁻⁰³	6.98 ⁻⁰²	7.88 ⁻⁰³	19.20	169.90	52.20	461.99	19.35	61.16
1424C	3750.33	5.22	6.96	1.30 ⁻⁰²	1.47 ⁻⁰³	6.98 ⁻⁰²	7.88 ⁻⁰³	19.28	170.62	52.35	463.33	24.30	76.78
1426B	3386.17	6.27	8.36	1.90 ⁻⁰²	2.15 ⁻⁰³	7.38 ⁻⁰²	8.34 ⁻⁰³	25.73	227.73	72.30	639.88	26.18	82.72
1906B	2898.29	10.00	13.33	5.55 ⁻⁰²	6.27 ⁻⁰³	—	—	45.87	405.92	121.42	1074.53	36.22	114.44
460 VAC Models													
0921R	4947.33	0.61	0.81	3.90 ⁻⁰⁴	4.41 ⁻⁰⁵	3.45 ⁻⁰³	3.90 ⁻⁰⁴	1.58	13.96	4.38	38.75	1.43	4.51
0922R	4947.33	1.24	1.65	6.90 ⁻⁰⁴	7.80 ⁻⁰⁵	6.11 ⁻⁰³	6.90 ⁻⁰⁴	3.11	27.48	8.67	76.69	2.79	8.82
0923R	4947.33	1.55	2.07	1.00 ⁻⁰³	1.13 ⁻⁰⁴	—	—	4.02	35.59	11.54	102.13	3.61	11.41
1002R	4782.42	1.55	2.07	2.30 ⁻⁰³	2.60 ⁻⁰⁴	7.29 ⁻⁰³	8.24 ⁻⁰⁴	4.55	40.29	12.68	112.22	3.93	12.42
1003Q	4155.75	1.85	2.46	3.30 ⁻⁰³	3.73 ⁻⁰⁴	—	—	6.28	55.60	17.84	157.89	3.88	12.25
1003R	4177.74	1.86	2.49	3.30 ⁻⁰³	3.73 ⁻⁰⁴	—	—	6.34	56.08	17.97	159.01	5.44	17.20
1152R	4067.80	1.57	2.09	2.40 ⁻⁰³	2.71 ⁻⁰⁴	9.01 ⁻⁰³	1.02 ⁻⁰³	5.46	48.35	15.22	134.67	4.92	15.56
1153P	3314.71	2.28	3.03	3.60 ⁻⁰³	4.07 ⁻⁰⁴	1.00 ⁻⁰²	1.13 ⁻⁰³	8.36	74.03	23.24	205.71	4.10	12.94
1153R	4012.83	2.29	3.06	3.60 ⁻⁰³	4.07 ⁻⁰⁴	1.00 ⁻⁰²	1.13 ⁻⁰³	8.03	71.08	22.50	199.11	6.04	19.10
1154P	3839.27	2.69	3.59	4.60 ⁻⁰³	5.20 ⁻⁰⁴	—	—	9.85	87.18	28.01	247.92	5.36	16.94
1422R	4342.65	3.39	4.53	6.90 ⁻⁰³	7.80 ⁻⁰⁴	6.38 ⁻⁰²	7.20 ⁻⁰³	10.88	96.26	28.05	248.27	7.30	23.07
1424R	3779.98	5.21	6.95	1.30 ⁻⁰²	1.47 ⁻⁰³	6.98 ⁻⁰²	7.88 ⁻⁰³	19.26	170.42	52.31	462.97	12.13	38.34
1426P	3371.51	6.26	8.35	1.90 ⁻⁰²	2.15 ⁻⁰³	7.38 ⁻⁰²	8.34 ⁻⁰³	25.70	227.47	72.25	639.38	13.07	41.31
1428P	2950.07	6.98	9.30	2.30 ⁻⁰²	2.60 ⁻⁰³	—	—	32.97	291.80	93.75	829.70	16.75	52.93
1428Q	2924.42	7.01	9.35	2.30 ⁻⁰²	2.60 ⁻⁰³	—	—	33.11	293.05	94.04	832.22	21.03	66.46
1904P	3377.62	8.31	11.09	4.00 ⁻⁰²	4.52 ⁻⁰³	—	—	34.18	302.47	89.06	788.19	18.14	57.31
1906P	3035.58	9.76	13.01	5.55 ⁻⁰²	6.27 ⁻⁰³	—	—	44.63	395.02	118.71	1050.56	23.45	74.11
1908N	2365.44	11.63	15.51	6.85 ⁻⁰²	7.74 ⁻⁰³	—	—	60.61	536.39	160.81	1423.13	20.60	65.08
1908P	2781.50	11.66	15.54	6.85 ⁻⁰²	7.74 ⁻⁰³	—	—	58.46	517.35	156.09	1381.38	30.31	95.77
2706M	1264.85	14.15	18.87	2.42 ⁻⁰¹	2.73 ⁻⁰²	—	—	121.25	1073.1	306.63	2713.65	24.70	78.06
2706N	1775.31	17.12	22.83	2.42 ⁻⁰¹	2.73 ⁻⁰²	—	—	117.08	1036.11	298.90	2645.25	32.36	102.25
2706P	2126.16	18.02	24.03	2.42 ⁻⁰¹	2.73 ⁻⁰²	—	—	117.77	1042.24	300.19	2656.70	40.54	128.10
2708L	1048.86	15.69	20.92	3.13 ⁻⁰¹	3.54 ⁻⁰²	—	—	157.74	1395.99	402.31	3560.46	26.44	83.56
2708M	1680.77	20.74	27.65	3.13 ⁻⁰¹	3.54 ⁻⁰²	—	—	152.15	1346.51	391.75	3467.01	38.93	123.01
2708N	1961.51	21.13	28.17	3.13 ⁻⁰¹	3.54 ⁻⁰²	—	—	149.65	1324.37	386.95	3424.50	49.96	157.89

MPP/MPJ Size 92 Specifications

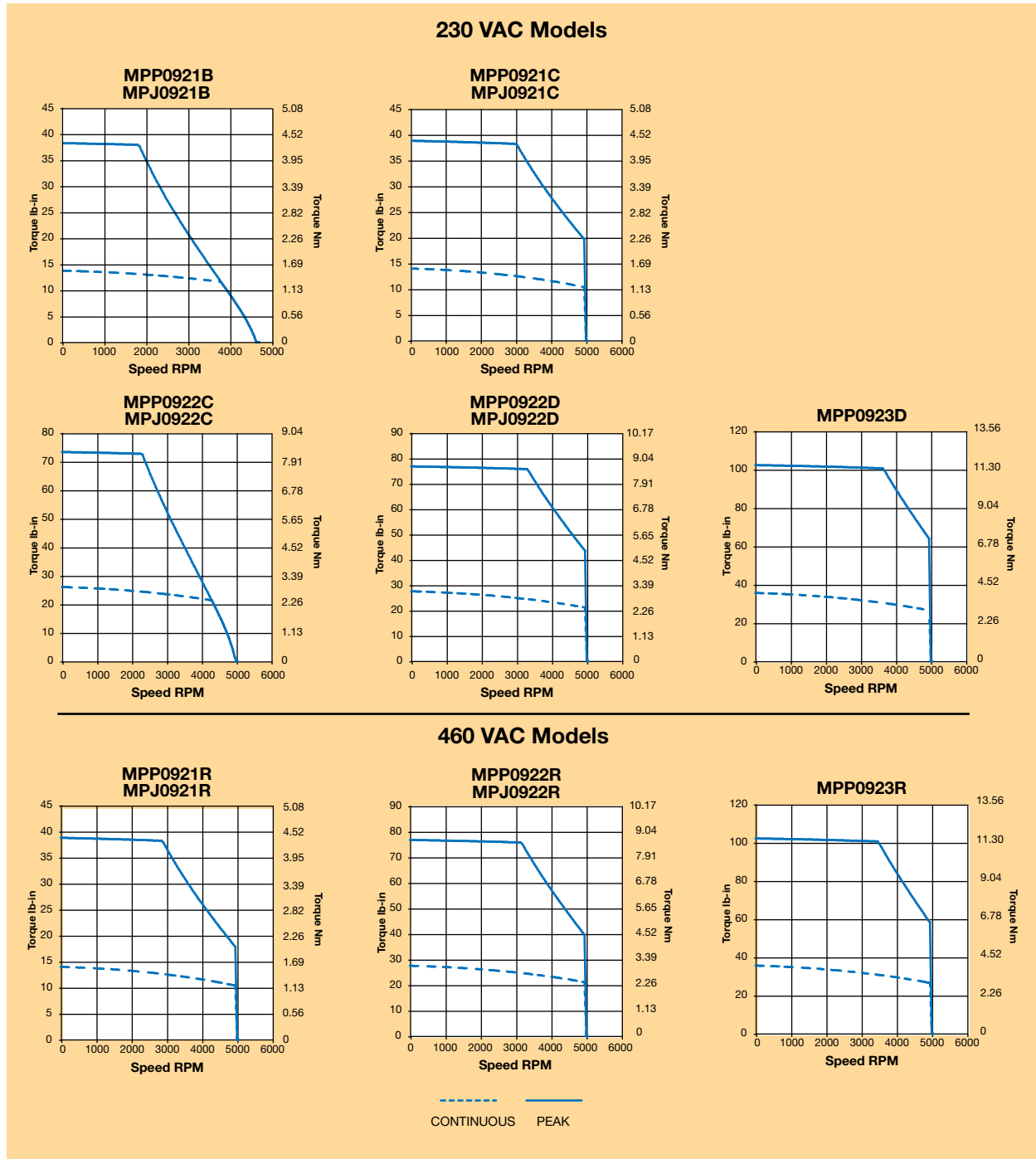
230 VAC Models

Parameter	Symbol	Units	MPP/MPJ	MPP/MPJ	MPP/MPJ	MPP/MPJ	MPP0923D
			0921B	0921C	0922C	0922D	
Stall Torque Continuous ^{1,2,3}	T _{CS}	Nm	1.55	1.58	2.94	3.11	4.03
		in-lb	13.7	14.0	26.0	27.5	35.6
Stall Current Continuous ^{1,2,3}	I _{CS} (rms)	Arms	1.8	2.9	3.7	5.6	7.2
Peak Torque	T _{pk}	Nm	4.32	4.38	8.29	8.67	11.55
		in-lb	38.2	38.8	73.3	76.8	102.2
Peak Current	I _{pk} (rms)	Arms	5.8	9.0	11.8	17.7	22.8
Rated Speed ^{1,2,3}	S _r	rpm	3794	4947	4288	4947	4947
Rated Torque ^{1,2,3}	T _r	Nm	1.30	1.17	2.41	2.39	3.00
		in-lb	11.5	10.4	21.3	21.1	26.5
Rated Shaft Output Power ^{1,2,3}	P _{out}	kW	0.52	0.61	1.08	1.24	1.55
Current at Rated Speed ^{1,2,3}	I _r	A _{rms}	1.59	2.24	3.15	4.45	5.59
Voltage Constant ⁴	K _e	V _{rms} /k _r rpm	51.63	33.72	48.09	33.95	33.95
Torque Constant ⁴	K _t (sine)	Nm/A _{rms}	0.854	0.558	0.795	0.561	0.561
Resistance ^{3,4}	R	ohm	11.00	4.52	3.90	1.73	1.20
Inductance ^{3,5}	L	mH	47	20	19	9	6
MPP Rotor Inertia ⁶	J	kg-m ²	4.407 ⁻⁵	4.407 ⁻⁵	7.796 ⁻⁵	7.796 ⁻⁵	1.130 ⁻⁴
		in-lb-sec ²	3.900 ⁻⁴	3.900 ⁻⁴	6.900 ⁻⁴	6.900 ⁻⁴	1.000 ⁻³
MPJ Rotor Inertia ⁶	J	kg-m ²	3.911 ⁻⁴	3.911 ⁻⁴	4.261 ⁻⁴	4.261 ⁻⁴	NA
		in-lb-sec ²	3.462 ⁻³	3.462 ⁻³	3.772 ⁻³	3.772 ⁻³	NA
Motor Weight ⁶		kg	2.69	2.69	3.69	3.69	4.59
		lb	5.94	5.94	8.14	8.14	10.12

460 VAC Models

Parameter	Symbol	Units	MPP/MPJ	MPP/MPJ	MPP
			0921R	0922R	0923R
Stall Torque Continuous ^{1,2,3}	T _{CS}	Nm	1.58	3.11	4.02
		in-lb	14.0	27.5	35.6
Stall Current Continuous ^{1,2,3}	I _{CS} (rms)	Arms	1.4	2.8	3.6
Peak Torque	T _{pk}	Nm	4.38	8.67	11.54
		in-lb	38.8	76.7	102.1
Peak Current	I _{pk} (rms)	Arms	4.5	8.8	11.4
Rated Speed ^{1,2,3}	S _r	rpm	4947	4947	4947
Rated Torque ^{1,2,3}	T _r	Nm	1.17	2.38	3.00
		in-lb	10.4	21.1	26.5
Rated Shaft Output Power ^{1,2,3}	P _{out}	kW	0.61	1.24	1.55
Current at Rated Speed ^{1,2,3}	I _r	A _{rms}	1.12	2.22	2.79
Voltage Constant ⁴	K _e	V _{rms} /k _r rpm	67.43	67.90	67.90
Torque Constant ⁴	K _t (sine)	Nm/A _{rms}	1.115	1.123	1.123
Resistance ^{3,4}	R	ohm	18.12	6.94	4.81
Inductance ^{3,5}	L	mH	80	38	26
MPP Rotor Inertia ⁶	J	kg-m ²	4.407 ⁻⁵	7.796 ⁻⁵	1.130 ⁻⁴
		in-lb-sec ²	3.900 ⁻⁴	6.900 ⁻⁴	1.000 ⁻³
MPJ Rotor Inertia ⁶	J	kg-m ²	3.911 ⁻⁴	4.261 ⁻⁴	NA
		in-lb-sec ²	3.462 ⁻³	3.772 ⁻³	NA
Motor Weight ⁶		kg	2.69	3.69	4.59
		lb	5.94	8.14	10.12

MPP/MPJ Size 92 Speed-Torque Performance



- 1 Assumes motor is mounted to an aluminum plate with dimensions of 12" x 12" x 1/2" for 92 mm motor frames.
- 2 Maximum winding temperature is 155°C. Thermal protection device threshold may be at a lower temperature.
- 3 These ratings are valid for Parker drives. Other drives may not achieve the same ratings.
- 4 ±10%
- 5 ±30% @ 1kHz
- 6 Reference only

Note: These specifications are based on theoretical motor performance and are not specific to any amplifier.

MPP/MPJ Size 100 Specifications

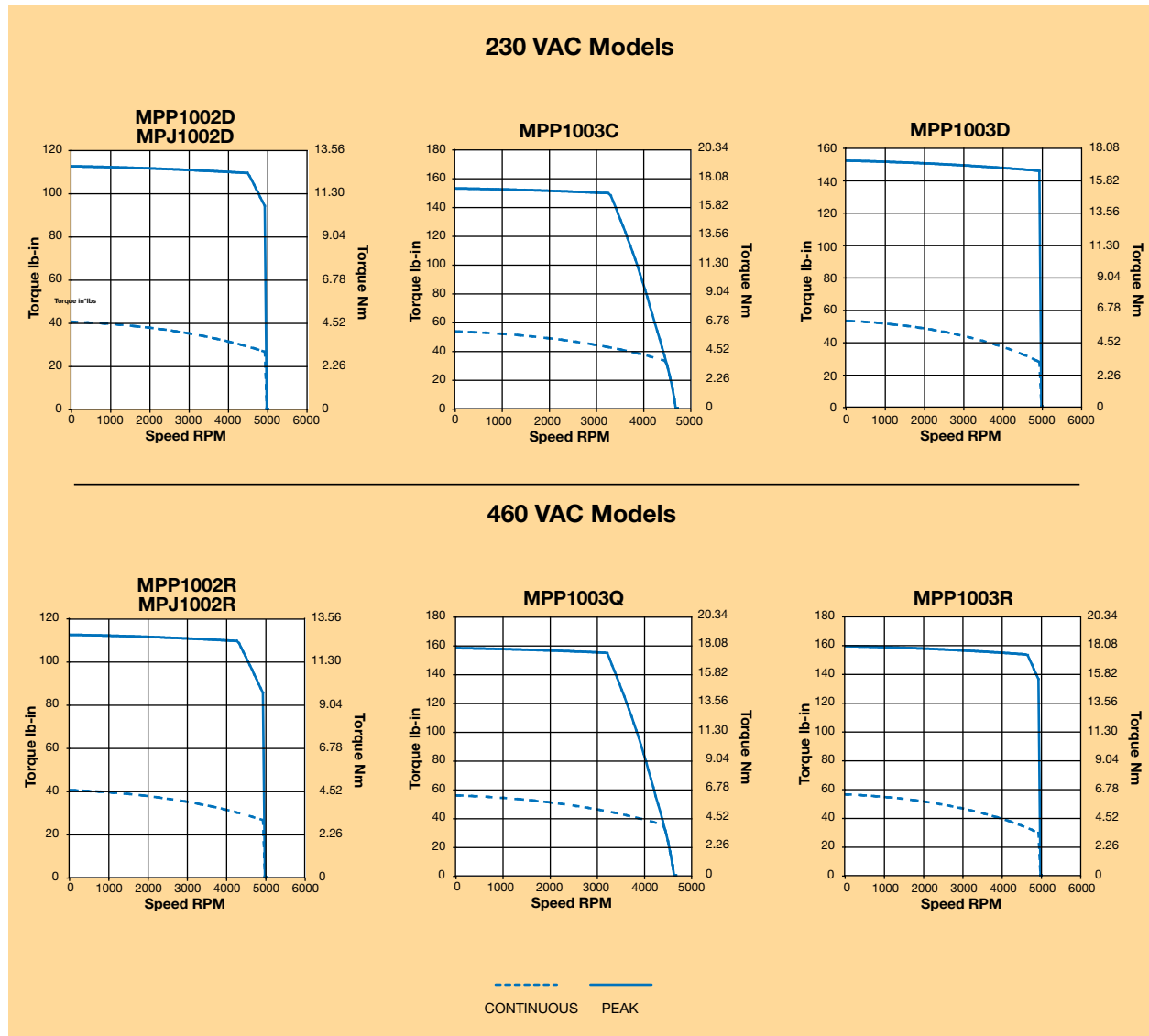
230 VAC Models

Parameter	Symbol	Units	MPP/MPJ	MPP	MPP
			1002D	1003C	1003D
Stall Torque Continuous ^{1,2,3}	T_{CS}	Nm	4.56	6.03	5.99
		in-lb	40.3	53.4	53.0
Stall Current Continuous ^{1,2,3}	$I_{CS}(rms)$	Arms	7.9	7.2	10.3
Peak Torque	T_{pk}	Nm	12.69	17.25	17.16
		in-lb	112.3	152.7	151.8
Peak Current	$I_{pk}(rms)$	Arms	24.9	22.8	32.5
Rated Speed ^{1,2,3}	S_r	rpm	4782	4153	4178
Rated Torque ^{1,2,3}	T_r	Nm	3.10	4.07	4.01
		in-lb	27.4	36.0	35.5
Rated Shaft Output Power ^{1,2,3}	P_{out}	kW	1.55	1.77	1.76
Current at Rated Speed ^{1,2,3}	I_r	A_{rms}	5.58	5.09	7.22
Voltage Constant ⁴	K_e	V_{rms}/k_{rpm}	35.36	50.92	35.49
Torque Constant ⁴	$K_t(sine)$	Nm/A_{rms}	0.585	0.842	0.587
Resistance ^{3,4}	R	ohm	0.96	1.30	0.64
Inductance ^{3,5}	L	mH	4	6	3
MPP Rotor Inertia ⁶	J	$kg\cdot m^2$	2.599^{-4}	3.729^{-4}	3.729^{-4}
		$in\text{-}lb\text{-}sec^2$	2.300^{-3}	3.300^{-3}	3.300^{-3}
MPJ Rotor Inertia ⁶	J	$kg\cdot m^2$	8.236^{-4}	NA	NA
		$in\text{-}lb\text{-}sec^2$	7.290^{-3}	NA	NA
Motor Weight ⁶		kg	4.29	5.49	5.49
		lb	9.46	12.10	12.10

460 VAC Models

Parameter	Symbol	Units	MPP/MPJ	MPP	MPP
			1002R	1003Q	1003R
Stall Torque Continuous ^{1,2,3}	T_{CS}	Nm	4.55	6.28	6.34
		in-lb	40.3	55.6	56.1
Stall Current Continuous ^{1,2,3}	$I_{CS}(rms)$	Arms	3.9	3.9	5.4
Peak Torque	T_{pk}	Nm	12.68	17.84	17.97
		in-lb	112.2	157.9	159.0
Peak Current	$I_{pk}(rms)$	Arms	12.4	12.3	17.2
Rated Speed ^{1,2,3}	S_r	rpm	4782	4156	4178
Rated Torque ^{1,2,3}	T_r	Nm	3.09	4.24	4.26
		in-lb	27.4	37.6	37.7
Rated Shaft Output Power ^{1,2,3}	P_{out}	kW	1.55	1.85	1.86
Current at Rated Speed ^{1,2,3}	I_r	A_{rms}	2.79	2.73	3.82
Voltage Constant ⁴	K_e	V_{rms}/k_{rpm}	70.72	98.76	70.98
Torque Constant ⁴	$K_t(sine)$	Nm/A_{rms}	1.170	1.633	1.174
Resistance ^{3,4}	R	ohm	3.85	4.50	2.28
Inductance ^{3,5}	L	mH	17	21	11
MPP Rotor Inertia ⁶	J	$kg\cdot m^2$	2.599^{-4}	3.729^{-4}	3.729^{-4}
		$in\text{-}lb\text{-}sec^2$	2.300^{-3}	3.300^{-3}	3.300^{-3}
MPJ Rotor Inertia ⁶	J	$kg\cdot m^2$	8.236^{-4}	NA	NA
		$in\text{-}lb\text{-}sec^2$	7.290^{-3}	NA	NA
Motor Weight ⁶		kg	4.29	5.49	5.49
		lb	9.46	12.10	12.10

MPP/MPJ Size 100 Speed-Torque Performance



- 1 Assumes motor is mounted to an aluminum plate with dimensions of 12" x 12" x 1/2" for 100 mm motor frames.
- 2 Maximum winding temperature is 155°C. Thermal protection device threshold may be at a lower temperature.
- 3 These ratings are valid for Parker drives. Other drives may not achieve the same ratings.
- 4 ±10%
- 5 ±30% @ 1kHz
- 6 Reference only

Note: These specifications are based on theoretical motor performance and are not specific to any amplifier.

MPP/MPJ Size 115 Specifications

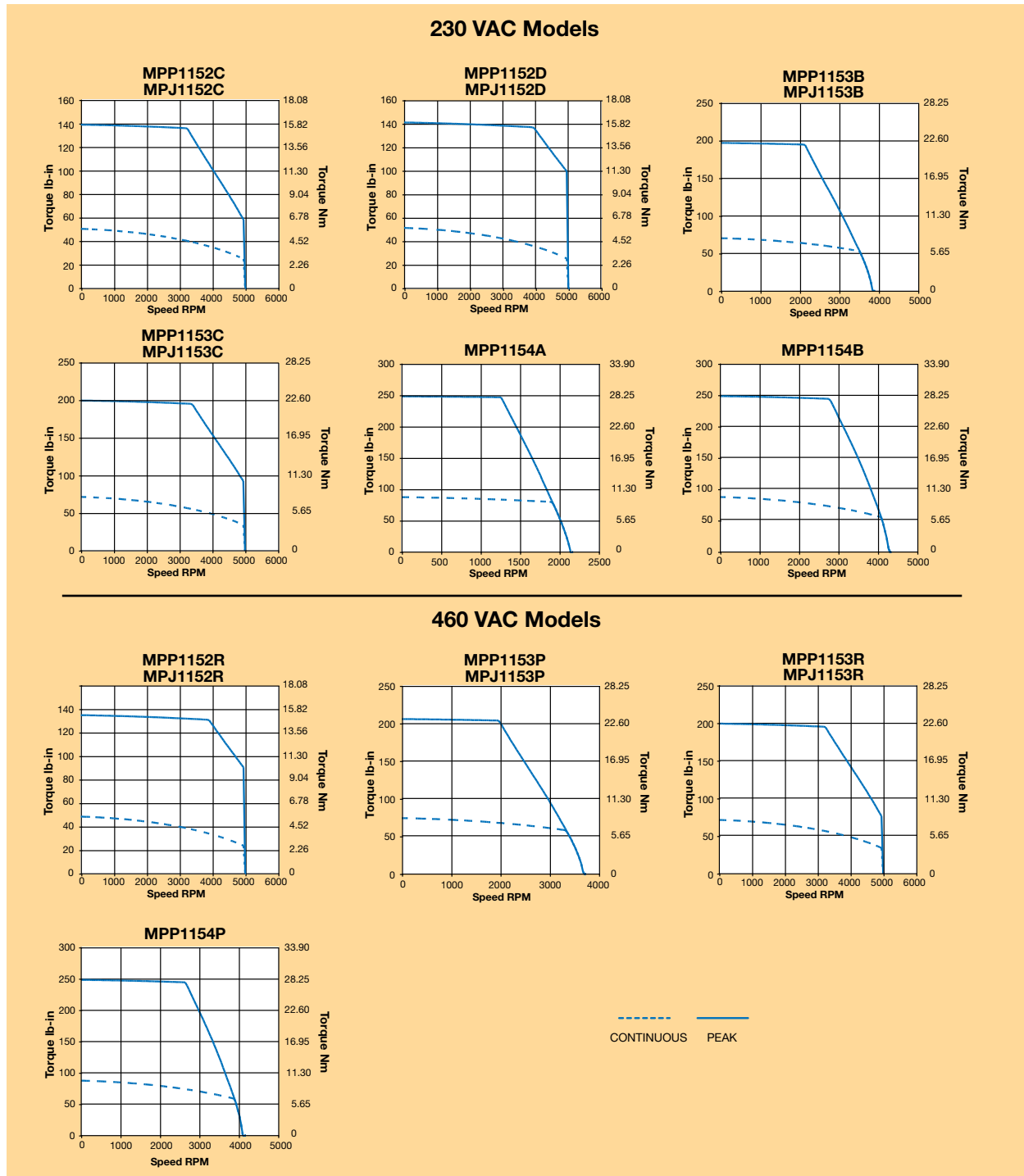
230 VAC Models

Parameter	Symbol	Units	MPP/	MPP/	MPP/	MPP/	MPP	MPP
			MPJ	MPJ	MPJ	MPJ	1154A	1154B
			1152C	1152D	1153B	1153C		
Stall Torque Continuous ^{1,2,3}	T _{CS}	Nm	5.68	5.79	7.91	8.04	9.85	9.86
		in-lb	50.2	51.2	70.0	71.2	87.2	87.3
Stall Current Continuous ^{1,2,3}	I _{CS(rms)}	Arms	8.5	10.4	7.7	12.1	5.4	10.7
Peak Torque	T _{pk}	Nm	15.69	15.93	22.23	22.52	28.01	28.04
		in-lb	138.9	141.0	196.7	199.3	247.9	248.2
Peak Current	I _{pk(rms)}	Arms	26.7	33.0	24.5	38.2	16.9	33.9
Rated Speed ^{1,2,3}	S _r	rpm	4068	4068	3506	4013	1904	3852
Rated Torque ^{1,2,3}	T _r	Nm	3.84	3.92	5.98	5.46	8.99	6.67
		in-lb	34.0	34.7	52.9	48.3	79.5	59.1
Rated Shaft Output Power ^{1,2,3}	P _{out}	kW	1.63	1.67	2.20	2.29	1.79	2.69
Current at Rated Speed ^{1,2,3}	I _r	A _{rms}	5.96	7.37	6.02	8.52	4.95	7.51
Voltage Constant ⁴	K _e	V _{rms} /k _r rpm	41.02	33.84	62.24	40.45	111.74	55.87
Torque Constant ⁴	K _t (sine)	Nm/A _{rms}	0.678	0.560	1.029	0.669	1.848	0.924
Resistance ^{3,4}	R	ohm	0.88	0.58	1.20	0.49	2.60	0.65
Inductance ^{3,5}	L	mH	6	4	10	4	21	5
MPP Rotor Inertia ⁶	J	kg-m ²	2.712 ⁻⁴	2.712 ⁻⁴	4.068 ⁻⁴	4.068 ⁻⁴	5.198 ⁻⁴	5.198 ⁻⁴
		in-lb-sec ²	2.400 ⁻³	2.400 ⁻³	3.600 ⁻³	3.600 ⁻³	4.600 ⁻³	4.600 ⁻³
MPJ Rotor Inertia ⁶	J	kg-m ²	1.018 ⁻³	1.018 ⁻³	1.131 ⁻³	1.131 ⁻³	NA	NA
		in-lb-sec ²	9.011 ⁻³	9.011 ⁻³	1.001 ⁻²	1.001 ⁻²	NA	NA
Motor Weight ⁶		kg	5.89	5.89	7.28	7.28	8.58	8.58
		lb	12.98	12.98	16.06	16.06	18.92	18.92

460 VAC Models

Parameter	Symbol	Units	MPP/MPJ	MPP/MPJ	MPP/MPJ	MPP
			1152R	1153P	1153R	1154P
Stall Torque Continuous ^{1,2,3}	T _{CS}	Nm	5.46	8.36	8.03	9.85
		in-lb	48.3	74.0	71.1	87.2
Stall Current Continuous ^{1,2,3}	I _{CS(rms)}	Arms	4.9	4.1	6.0	5.4
Peak Torque	T _{pk}	Nm	15.22	23.24	22.50	28.01
		in-lb	134.7	205.7	199.1	247.9
Peak Current	I _{pk(rms)}	Arms	15.6	12.9	19.1	16.9
Rated Speed ^{1,2,3}	S _r	rpm	4068	3315	4013	3839
Rated Torque ^{1,2,3}	T _r	Nm	3.68	6.56	5.45	6.69
		in-lb	32.6	58.0	48.3	59.2
Rated Shaft Output Power ^{1,2,3}	P _{out}	kW	1.57	2.28	2.29	2.69
Current at Rated Speed ^{1,2,3}	I _r	A _{rms}	3.47	3.28	4.26	3.76
Voltage Constant ⁴	K _e	V _{rms} /k _r rpm	67.68	124.47	80.91	111.74
Torque Constant ⁴	K _t (sine)	Nm/A _{rms}	1.119	2.059	1.338	1.848
Resistance ^{3,4}	R	ohm	2.59	4.28	1.97	2.60
Inductance ^{3,5}	L	mH	17	39	17	21
MPP Rotor Inertia ⁶	J	kg-m ²	2.712 ⁻⁴	4.068 ⁻⁴	4.068 ⁻⁴	5.198 ⁻⁴
		in-lb-sec ²	2.400 ⁻³	3.600 ⁻³	3.600 ⁻³	4.600 ⁻³
MPJ Rotor Inertia ⁶	J	kg-m ²	1.018 ⁻³	1.131 ⁻³	1.131 ⁻³	NA
		in-lb-sec ²	9.011 ⁻³	1.001 ⁻²	1.001 ⁻²	NA
Motor Weight ⁶		kg	5.89	7.28	7.28	8.58
		lb	12.98	16.06	16.06	18.92

MPP/MPJ Size 115 Speed-Torque Performance



- 1 Assumes motor is mounted to an aluminum plate with dimensions of 12" x 12" x 1/2" for 115 mm motor frames.
- 2 Maximum winding temperature is 155°C. Thermal protection device threshold may be at a lower temperature.
- 3 These ratings are valid for Parker drives. Other drives may not achieve the same ratings.
- 4 ±10%
- 5 ±30% @ 1kHz
- 6 Reference only

Note: These specifications are based on theoretical motor performance and are not specific to any amplifier.

MPP/MPJ Size 142 Specifications

230 VAC Models

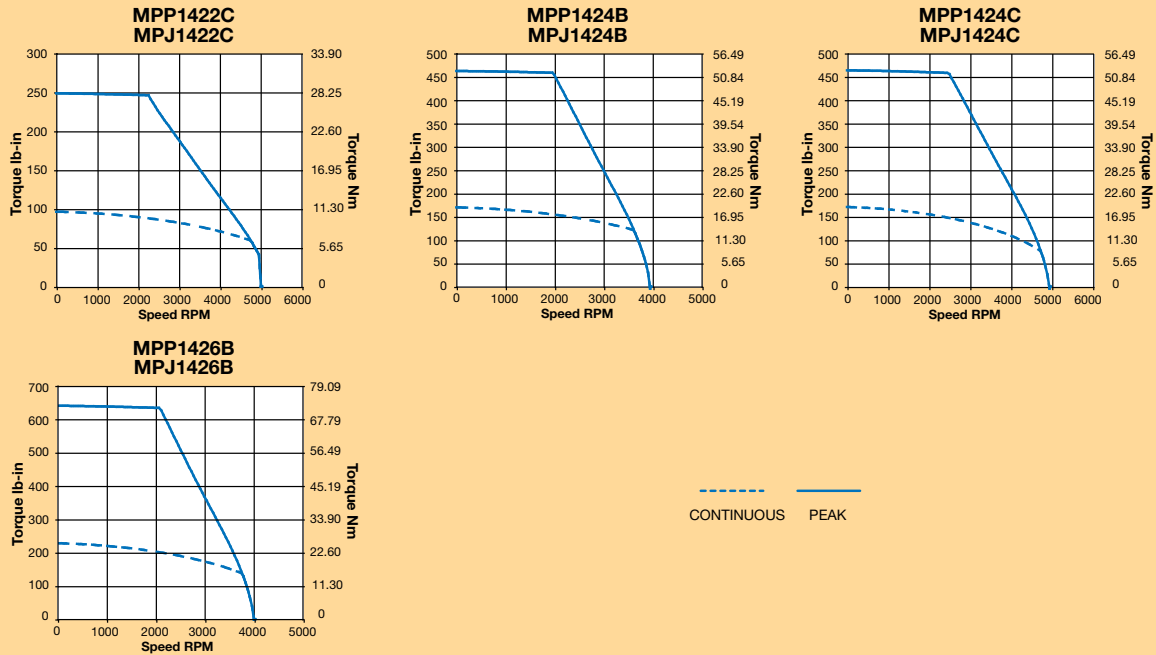
Parameter	Symbol	Units	MPP/MPJ	MPP/MPJ	MPP/MPJ	MPP/MPJ
			1422C	1424B	1424C	1426B
Stall Torque Continuous ^{1,2,3}	T_{CS}	Nm	10.89	19.20	19.28	25.73
		in-lb	96.4	169.9	170.6	227.7
Stall Current Continuous ^{1,2,3}	$I_{CS(rms)}$	Arms	14.6	19.4	24.3	26.2
Peak Torque	T_{pk}	Nm	28.08	52.20	52.35	72.30
		in-lb	248.5	462.0	463.3	639.9
Peak Current	$I_{pk(rms)}$	Arms	46.2	61.2	76.8	82.7
Rated Speed ^{1,2,3}	S_r	rpm	4343	3599	3650	3386
Rated Torque ^{1,2,3}	T_r	Nm	7.47	13.74	13.29	17.68
		in-lb	66.1	121.6	117.6	156.5
Rated Shaft Output Power ^{1,2,3}	P_{out}	kW	3.40	5.18	5.22	6.27
Current at Rated Speed ^{1,2,3}	I_r	A_{rms}	10.27	14.07	17.03	18.28
Voltage Constant ⁴	K_e	V_{rms}/k_{rpm}	45.97	60.82	48.66	60.12
Torque Constant ⁴	$K_t(sine)$	Nm/A_{rms}	0.760	1.006	0.805	0.994
Resistance ^{3,4}	R	ohm	0.40	0.26	0.17	0.16
Inductance ^{3,5}	L	mH	6	5	3	3
MPP Rotor Inertia ⁶	J	$kg\cdot m^2$	7.796^{-4}	1.469^{-3}	1.469^{-3}	2.147^{-3}
		$in\text{-}lb\text{-}sec^2$	6.900^{-3}	1.300^{-2}	1.300^{-2}	1.900^{-2}
MPJ Rotor Inertia ⁶	J	$kg\cdot m^2$	7.204^{-3}	7.882^{-3}	7.882^{-3}	8.334^{-3}
		$in\text{-}lb\text{-}sec^2$	6.377^{-2}	6.977^{-2}	6.977^{-2}	7.377^{-2}
Motor Weight ⁶		kg	9.78	17.56	17.56	20.16
		lb	21.56	38.72	38.72	44.44

460 VAC Models

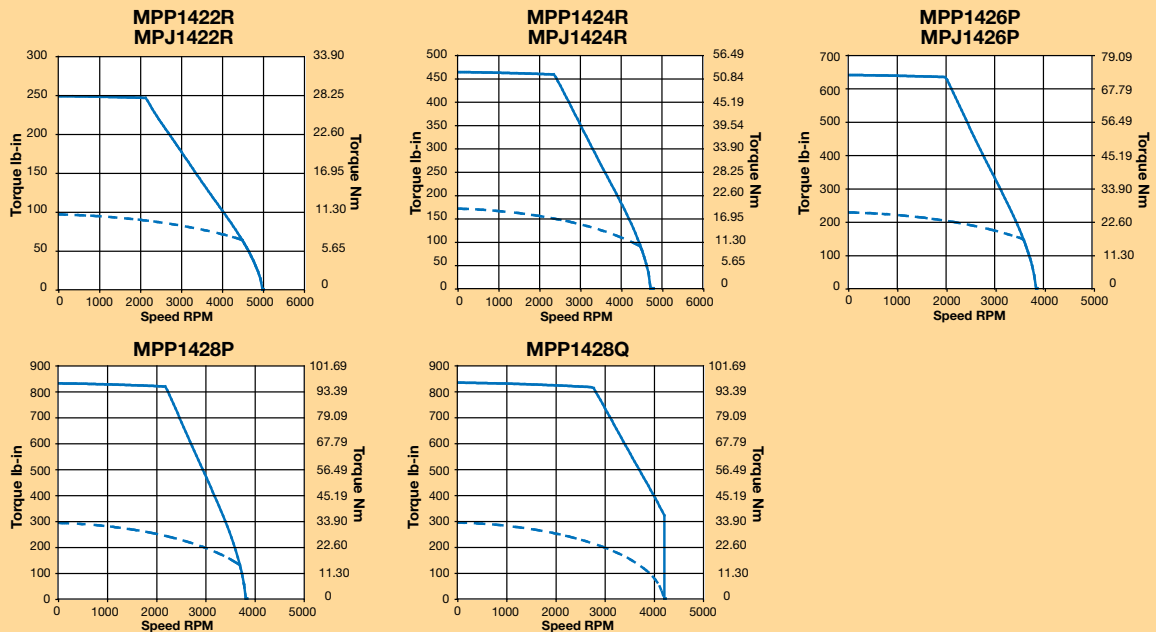
Parameter	Symbol	Units	MPP/MPJ	MPP/MPJ	MPP/MPJ	MPP	MPP
			1422R	1424R	1426P	1428P	1428Q
Stall Torque Continuous ^{1,2,3}	T_{CS}	Nm	10.88	19.26	25.70	32.97	33.11
		in-lb	96.3	170.4	227.5	291.8	293.0
Stall Current Continuous ^{1,2,3}	$I_{CS(rms)}$	Arms	7.3	12.1	13.1	16.8	21.0
Peak Torque	T_{pk}	Nm	28.05	52.31	72.25	93.75	94.04
		in-lb	248.3	463.0	639.4	829.7	832.2
Peak Current	$I_{pk(rms)}$	Arms	23.1	38.3	41.3	52.9	66.5
Rated Speed ^{1,2,3}	S_r	rpm	4343	3780	3372	2950	2924
Rated Torque ^{1,2,3}	T_r	Nm	7.47	13.17	17.74	22.59	22.89
		in-lb	66.1	116.5	157.0	199.9	202.6
Rated Shaft Output Power ^{1,2,3}	P_{out}	kW	3.39	5.21	6.26	6.98	7.01
Current at Rated Speed ^{1,2,3}	I_r	A_{rms}	5.13	8.44	9.17	11.67	14.78
Voltage Constant ⁴	K_e	V_{rms}/k_{rpm}	91.94	97.32	120.23	120.23	96.18
Torque Constant ⁴	$K_t(sine)$	Nm/A_{rms}	1.521	1.610	1.989	1.989	1.591
Resistance ^{3,4}	R	ohm	1.59	0.67	0.65	0.44	0.28
Inductance ^{3,5}	L	mH	23	12	13	9	6
MPP Rotor Inertia ⁶	J	$kg\cdot m^2$	7.796^{-4}	1.469^{-3}	2.147^{-3}	2.599^{-3}	2.599^{-3}
		$in\text{-}lb\text{-}sec^2$	6.900^{-3}	1.300^{-2}	1.900^{-2}	2.300^{-2}	2.300^{-2}
MPJ Rotor Inertia ⁶	J	$kg\cdot m^2$	7.204^{-3}	7.882^{-3}	8.334^{-3}	—	—
		$in\text{-}lb\text{-}sec^2$	6.377^{-2}	6.977^{-2}	7.377^{-2}	—	—
Motor Weight ⁶		kg	9.78	17.56	20.16	25.35	25.35
		lb	21.56	38.72	44.44	55.88	55.88

MPP/MPJ Size 142 Speed-Torque Performance

230 VAC Models



460 VAC Models



- 1 Assumes motor is mounted to an aluminum plate with dimensions of 12" x 12" x 1" for 142 mm motor frames.
- 2 Maximum winding temperature is 155°C. Thermal protection device threshold may be at a lower temperature.
- 3 These ratings are valid for Parker drives. Other drives may not achieve the same ratings.
- 4 ±10%
- 5 ±30% @ 1kHz
- 6 Reference only

Note: These specifications are based on theoretical motor performance and are not specific to any amplifier.

MPP Size 190 Specifications

230 VAC Models

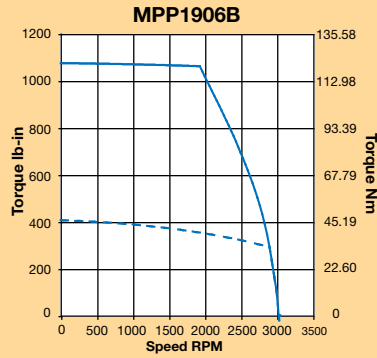
Parameter	Symbol	Units	MPP 1906B
Stall Torque Continuous ^{1,2,3}	T_{CS}	Nm	45.87
		in-lb	405.9
Stall Current Continuous ^{1,2,3}	$I_{CS}(rms)$	Arms	36.2
Peak Torque	T_{pk}	Nm	121.42
		in-lb	1074.5
Peak Current	$I_{pk}(rms)$	Arms	114.4
Rated Speed ^{1,2,3}	S_r	rpm	2898
Rated Torque ^{1,2,3}	T_r	Nm	32.94
		in-lb	291.5
Rated Shaft Output Power ^{1,2,3}	P_{out}	kW	10.00
Current at Rated Speed ^{1,2,3}	I_r	A_{rms}	25.95
Voltage Constant ⁴	K_e	V_{rms}/k_{rpm}	79.21
Torque Constant ⁴	$K_t(sine)$	Nm/A_{rms}	1.310
Resistance ^{3,4}	R	ohm	0.11
Inductance ^{3,5}	L	mH	2
MPP Rotor Inertia ⁶	J	$kg\cdot m^2$	6.271^{-3}
		$in\text{-}lb\text{-}sec^2$	5.550^{-2}
Motor Weight ⁶		kg	34.93
		lb	77.00

460 VAC Models

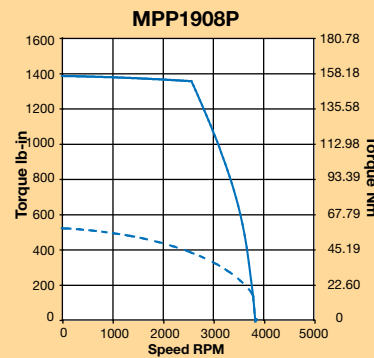
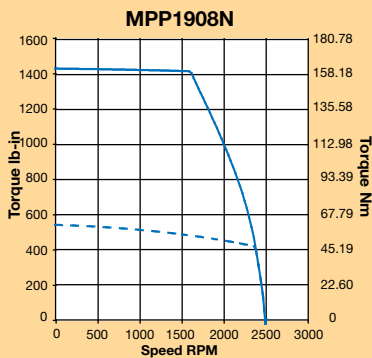
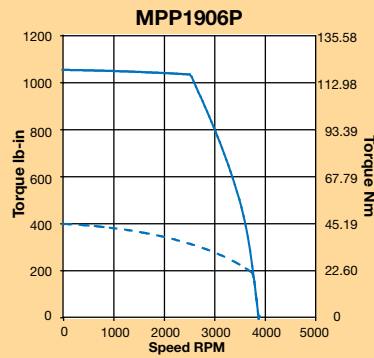
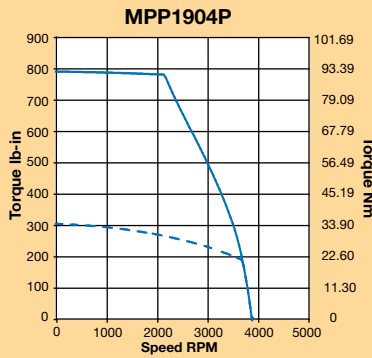
Parameter	Symbol	Units	MPP 1904P	MPP 1906P	MPP 1908N	MPP 1908P
Stall Torque Continuous ^{1,2,3}	T_{CS}	Nm	34.18	44.63	60.61	58.46
		in-lb	302.5	395.0	536.4	517.4
Stall Current Continuous ^{1,2,3}	$I_{CS}(rms)$	Arms	18.1	23.5	20.6	30.3
Peak Torque	T_{pk}	Nm	89.06	118.71	160.81	156.09
		in-lb	788.2	1050.6	1423.1	1381.4
Peak Current	$I_{pk}(rms)$	Arms	57.3	74.1	65.1	95.8
Rated Speed ^{1,2,3}	S_r	rpm	3378	3036	2365	2781
Rated Torque ^{1,2,3}	T_r	Nm	23.51	30.70	46.97	40.02
		in-lb	208.0	271.7	415.7	354.2
Rated Shaft Output Power ^{1,2,3}	P_{out}	kW	8.31	9.76	11.63	11.66
Current at Rated Speed ^{1,2,3}	I_r	A_{rms}	12.39	16.12	15.93	20.72
Voltage Constant ⁴	K_e	V_{rms}/k_{rpm}	118.82	118.82	183.88	120.23
Torque Constant ⁴	$K_t(sine)$	Nm/A_{rms}	1.965	1.965	3.041	1.989
Resistance ^{3,4}	R	ohm	0.35	0.26	0.38	0.17
Inductance ^{3,5}	L	mH	9	6	10	4
MPP Rotor Inertia ⁶	J	$kg\cdot m^2$	4.520^{-3}	6.271^{-3}	7.740^{-3}	7.740^{-3}
		$in\text{-}lb\text{-}sec^2$	4.000^{-2}	5.550^{-2}	6.850^{-2}	6.850^{-2}
Motor Weight ⁶		kg	26.74	34.93	40.37	40.37
		lb	58.96	77.00	88.99	88.99

MPP Size 190 Speed-Torque Performance

230 VAC Models



460 VAC Models



----- CONTINUOUS ——— PEAK

- 1 Assumes motor is mounted to an aluminum plate with dimensions of 12" x 12" x 1" for 190 mm motor frames.
- 2 Maximum winding temperature is 155°C. Thermal protection device threshold may be at a lower temperature.
- 3 These ratings are valid for Parker drives. Other drives may not achieve the same ratings.
- 4 ±10%
- 5 ±30% @ 1kHz
- 6 Reference only

Note: These specifications are based on theoretical motor performance and are not specific to any amplifier.

MPP Size 270 Specifications

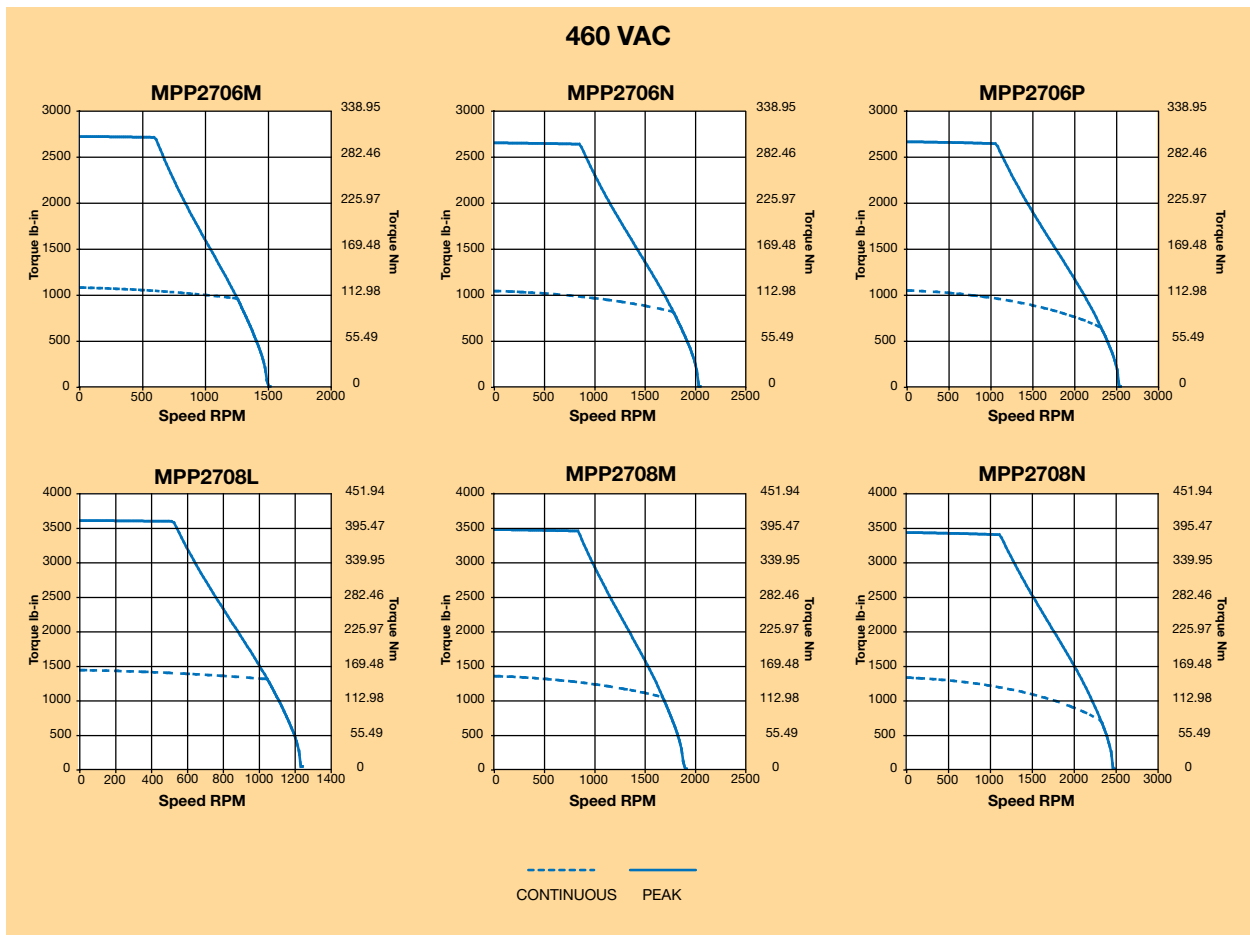
460 VAC Models

Parameter	Symbol	Units	MPP2706M	MPP2706N	MPP2706P
Stall Torque Continuous ^{1,2,3}	T_{CS}	Nm	121.25	117.07	117.77
		in-lb	1073.1	1036.1	1042.2
Stall Current Continuous ^{1,2,3}	$I_{CS}(rms)$	Arms	24.7	32.4	40.5
		Nm	306.63	298.90	300.19
Peak Torque	T_{pk}	in-lb	2713.7	2645.3	2656.7
		Arms	78.1	102.2	128.1
Peak Current	$I_{pk}(rms)$	Arms	78.1	102.2	128.1
Rated Speed ^{1,2,3}	S_r	rpm	1265	1775	2126
Rated Torque ^{1,2,3}	T_r	Nm	106.84	92.11	80.95
		in-lb	945.5	815.2	716.4
Rated Shaft Output Power ^{1,2,3}	P_{out}	kW	14.15	17.12	18.02
Current at Rated Speed ^{1,2,3}	I_r	A_{rms}	21.70	25.34	27.69
Voltage Constant ⁴	K_e	V_{rms}/k_{rpm}	306.24	225.06	180.79
Torque Constant ⁴	$K_t(sine)$	Nm/A_{rms}	5.065	3.723	2.990
Resistance ^{3,4}	R	ohm	0.34	0.20	0.13
Inductance ^{3,5}	L	mH	25	13	9
MPP Rotor Inertia ⁶	J	kg-m ²	2.734 ⁻²	2.734 ⁻²	2.734 ⁻²
		in-lb-sec ²	2.420 ⁻¹	2.420 ⁻¹	2.420 ⁻¹
Motor Weight ⁶		kg	75.84	75.84	75.84
		lb	167.20	167.20	167.20

460 VAC Models

Parameter	Symbol	Units	MPP2708L	MPP2708M	MPP2708N
Stall Torque Continuous ^{1,2,3}	T_{CS}	Nm	157.74	152.15	149.65
		in-lb	1396.0	1346.5	1324.4
Stall Current Continuous ^{1,2,3}	$I_{CS}(rms)$	Arms	26.4	38.9	50.0
		Nm	402.31	391.75	386.95
Peak Torque	T_{pk}	in-lb	3560.5	3467.0	3424.5
		Arms	83.6	123.0	157.9
Peak Current	$I_{pk}(rms)$	Arms	83.6	123.0	157.9
Rated Speed ^{1,2,3}	S_r	rpm	1049	1681	1962
Rated Torque ^{1,2,3}	T_r	Nm	142.86	117.83	102.87
		in-lb	1264.3	1042.8	910.4
Rated Shaft Output Power ^{1,2,3}	P_{out}	kW	15.69	20.74	21.13
Current at Rated Speed ^{1,2,3}	I_r	A_{rms}	23.90	30.02	34.22
Voltage Constant ⁴	K_e	V_{rms}/k_{rpm}	371.30	242.58	185.65
Torque Constant ⁴	$K_t(sine)$	Nm/A_{rms}	6.141	4.012	3.071
Resistance ^{3,4}	R	ohm	0.35	0.16	0.10
Inductance ^{3,5}	L	mH	26	11	7
MPP Rotor Inertia ⁶	J	kg-m ²	3.537 ⁻²	3.537 ⁻²	3.537 ⁻²
		in-lb-sec ²	3.130 ⁻¹	3.130 ⁻¹	3.130 ⁻¹
Motor Weight ⁶		kg	94.30	94.30	94.30
		lb	207.90	207.90	207.90

MPP Size 270 Speed-Torque Performance



- 1 Assumes motor is mounted to an aluminum plate with dimensions of 21" x 21" x 1" for 270 mm motor frames.
- 2 Maximum winding temperature is 155°C. Thermal protection device threshold may be at a lower temperature.
- 3 These ratings are valid for Parker drives. Other drives may not achieve the same ratings.
- 4 ±10%
- 5 ±30% @ 1kHz
- 6 Reference only

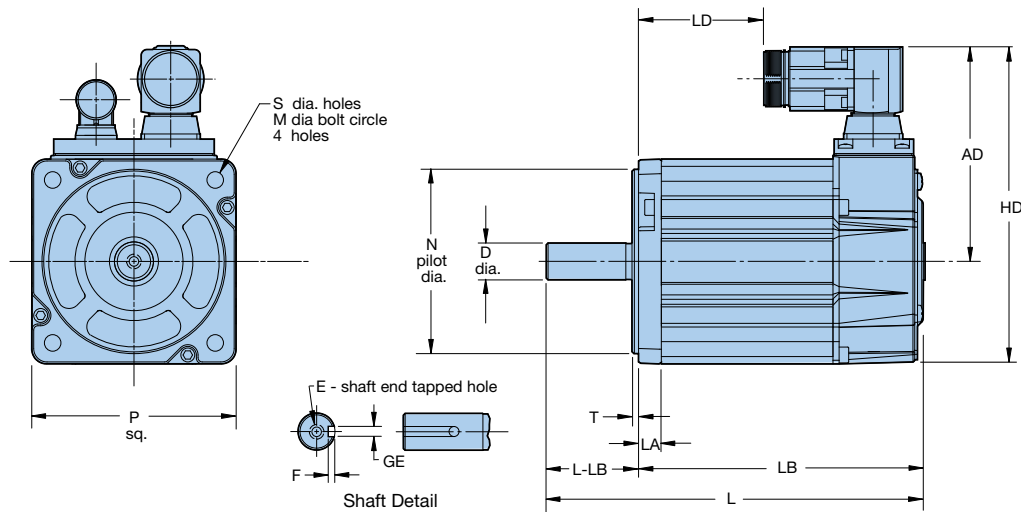
Note: These specifications are based on theoretical motor performance and are not specific to any amplifier.

MPP/MPJ Dimensions



Frame Sizes 92 – 142

Dimensions – mm (in)



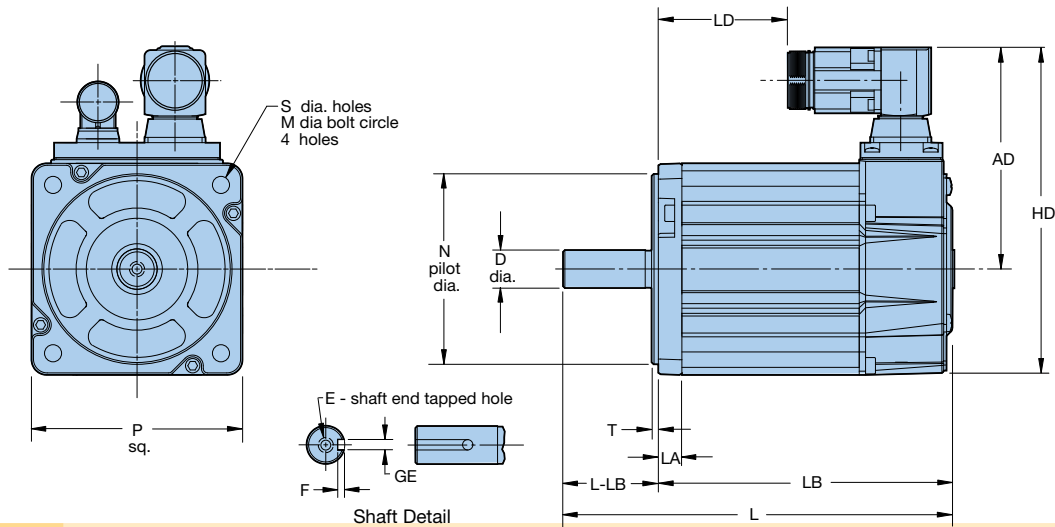
Model Number	AD	HD	T	LA	LD*	L*	LB*	L-LB
MPP0921	92.0 (3.62)	136.4 (5.37)	2.9 (0.11)	9.9 (0.39)	64.2 (2.52)	167.0 (6.57)	127.2 (5.01)	40.1 (1.58)
MPP0922/MPJ0921					90.2 (3.55)	193.0 (7.59)	152.6 (6.01)	
MPP0923/MPJ0922					115.2 (4.53)	218.0 (8.58)	178.0 (7.01)	
MPP1002	94.9 (3.73)	143.8 (5.66)	2.9 (0.11)	10.2 (0.40)	86.2 (3.39)	189.2 (7.45)	149.1 (5.87)	40.2 (1.58)
MPP1003/MPJ1002					111.2 (4.37)	219.2 (8.43)	174.5 (6.87)	
MPP1152	102.5 (4.04)	159.0 (6.26)	3.4 (0.13)	12.2 (0.48)	89.2 (3.51)	202.6 (7.97)	152.4 (6.00)	50.6 (1.99)
MPP1153/MPJ1152					115.2 (4.53)	228.6 (9.00)	177.8 (7.00)	
MPP1154/MPJ1153					140.2 (5.52)	253.6 (9.98)	203.2 (8.00)	
MPP1422	117.45 (4.62)	188.8 (7.45)	3.4 (0.13)	14.0 (0.55)	109.9 (4.32)	233.4 (9.18)	172.9 (6.81)	60.4 (2.38)
MPP1424/MPJ1422					160.8 (6.33)	284.4 (11.19)	223.7 (8.81)	
MPP1426/MPJ1424					211.9 (8.34)	335.4 (13.21)	274.5 (10.81)	
MPP1428/MPJ1426					261.9 (10.31)	385.8 (15.19)	325.3 (12.81)	

Model Number	D	M	S	N	P	F	GE	E
MPP0921	16.007 (0.6302) 15.996 (0.6298)	100.0 (3.940)	7.0 (0.28)	80.012 (3.1501) 79.993 (3.1493)	88.8 (3.50)	3.0 (0.12)	5.0 (0.20)	M5 X 0.8 12.5 dp.
MPP0922/MPJ0921								
MPP0923/MPJ0922								
MPP1002	19.006 (0.7483) 18.996 (0.7489)	115.0 (4.528)	10.0 (0.41)	95.013 (3.7407) 94.991 (3.7398)	97.8 (3.85)	3.5 (0.14)	6.0 (0.24)	M6 X 1.0 16 dp.
MPP1003/MPJ1002								
MPP1152	24.005 (0.9451) 23.997 (0.9448)	130.0 (5.118)	10.0 (0.41)	110.013 (4.3312) 109.991 (4.3303)	113.0 (4.45)	4.0 (0.15)	8.0 (0.31)	M8 X 1.25 19 dp.
MPP1153/MPJ1152								
MPP1154/MPJ1153								
MPP1422	28.006 (1.1026) 27.998 (1.1023)	165.0 (6.496)	12.0 (0.48)	130.014 (5.1187) 129.989 (5.1178)	142.7 (5.62)	4.1 (0.16)	8.0 (0.13)	M10 X 1.56 22 dp.
MPP1424/MPJ1422								
MPP1426/MPJ1424								
MPP1428/MPJ1426								

*LD, L, and LB dimensions increase by the following with brake option "B": MPP/MPJ092x 34.5 (1.36"); MPP/MPJ100x 48.5 (1.91"); MPP/MPJ115x 48.5 (1.91"); MPP/MPJ142x 51.6 (2.03")

Frame Sizes 190 – 270

Dimensions – mm (in)



Model Number	AD	HD	T	LA	LD*	L*	LB*	L-LB
MPP1904	167.6 (6.60)	260.1 (10.24)	3.9 (0.15)	17.8 (0.70)	110.3 (4.34)	304.1 (11.97)	224.0 (8.81)	80.1 (3.15)
MPP1906					161.3 (6.35)	355.1 (13.98)	275.0 (10.81)	
MPP1908					211.3 (8.32)	405.1 (15.94)	325.3 (12.81)	
MPP2706	203.0 (7.99)	335.9 (13.23)	4.9 (0.19)	22.9 (0.90)	175.3 (6.90)	403.4 (15.88)	293.3 (11.55)	110.0 (4.33)
MPP2708					225.5 (8.90)	581.1 (17.88)	344.1 (13.55)	

Model Number	D	M	S	N	P	F	GE	E
MPP1904	38.016 (1.4967) 38.001 (1.4961)	215.0 (8.465)	14.5 (0.57)	180.014 (7.0872) 179.989 (7.0862)	184.9 (7.28)	5.1 (0.20)	10.0 (0.39)	M12 X 1.75 28 dp.
MPP1906								
MPP1908								
MPP2706	48.01 (1.8905) 48.002 (1.8898)	300.0 (11.81)	18.8 (0.74)	250.016 (9.8431) 249.987 (9.8419)	266.7 (10.50)	5.6 (0.22)	14.0 (0.55)	M16 X 2.0 46 dp.
MPP2708								

*LD, L, and LB dimensions increase by the following with brake option "B": MPP190 x 89.0 (3.50"); MPP230 x 108.0 (4.25"); MPP270 x 127.0 (5.00")

MPP/MPJ Options

Motor/Drive Compatibility

Motor Model Number	Cont. Stall Current Amps-rms	Current Rating by Drive Model															
		Aries Drive Models								Compax3 Drive Models							
		AR01AE	AR02AE	AR04AE	AR08AE	AR13AE	AR20AE	AR30AE	S025-V2	S063-V2	S100-V2	S150-V2	S038V4	S075-V4	S150-V4	S300-V4	S050-V4
1.0	1.75	3.0	4.5	6.3	10.0	16.0	2.5	6.3	10.0	15.0	3.8	7.5	15.0	30.0	50.0		
MPP/MPJ0921B	1.8		●						●								
MPP/MPJ0921C	2.9			●						●							
MPP0921R	1.4		●						●				●				
MPP/MPJ0922C	3.7				●					●							
MPP/MPJ0922D	5.6					●				●							
MPP/MPJ0922R	2.8		●							●				●			
MPP0923D	7.2						●				●						
MPP0923R	3.6			●						●				●			
MPP/MPJ1002D	7.9						●				●						
MPP1002R	3.9			●						●				●			
MPP1003C	7.2						●				●						
MPP1003D	10.3							●				●					
MPP1003Q	3.9			●						●				●			
MPP1003R	5.4				●					●					●		
MPP/MPJ1152C	8.5						●				●						
MPP/MPJ1152D	10.4							●				●					
MPP/MPJ1152R	4.9				●					●					●		
MPP/MPJ1153B	7.7						●				●						
MPP/MPJ1153C	12.1							●				●					
MPP/MPJ1153P	4.1			●						●					●		
MPP/MPJ1153R	6.0				●					●					●		
MPP1154A	5.4				●					●							
MPP1154B	10.7							●				●					
MPP1154P	5.4				●					●					●		
MPP/MPJ1422C	14.6							●				●					
MPP/MPJ1422R	7.3						●				●				●		
MPP/MPJ1424B	19.4															●	
MPP/MPJ1424C	24.3															●	
MPP/MPJ1424R	12.1							●			●				●		
MPP/MPJ1426B	26.2															●	
MPP/MPJ1426P	13.1							●			●				●		
MPP1428P	16.8														●		
MPP1428Q	21.0															●	
MPP1904P	18.1															●	●
MPP1906B	36.2																
MPP1906P	23.5															●	
MPP1908N	20.6															●	
MPP1908P	30.3															●	
MPP2706M	24.7															●	
MPP2706N	32.4																●
MPP2706P	40.5																●
MPP2708L	26.4															●	
MPP2708M	38.9																●
MPP2708N	50.0																●

- Ideal Motor / Drive combination
- These motors are rated for 460 volts AC. This combination, with the 230 volt drive, will result in motor running at 1/2 its rated speed
- These motors are only rated for 230 volts The drive in this combination must be run at 230 volts AC. Running drive at 460 volts will damage the motor.

Motor Feedback Drive Compatibility

MPP/MPJ Feedback Option	Order Code	Drive Compatibility			
		Aries	Compax3	Gemini	ViX
Encoder	1E	•		•	•
Serial Encoder	3E	•	•		
Resolver	41	•	•	•	•
Stegmann Absolute Encoder	6S/9S		•		
Heidenhain Absolute Encoder	7D	•	•*		

*Compax3 with firmware version 5-2, hardware version CPT17 or newer.

Motor Feedback Cables

Drive	Feedback Type	Part Number
Aries	Encoder - Incremental	F-1A1-xx
	Heidenhain Absolute	F-1E1-xx
Compax3	Resolver	F-2B1-xx
	Encoder - Incremental	F-2C1-xx
	Stegmann Absolute	F-2B1-xx
	Heidenhain Absolute	F-2E1-xx

-xx denotes cable length in feet. Motor power and feedback cables available in standard lengths of 10,25,50 feet. Other lengths also available.

Power Cables

Model Number	Motor Current	Part Number ^{1,2}
MPP/MPJ0921B	Up to 6 A rms; 230 V only	P-1A1-xx
MPP/MPJ0921C		
MPP0921R	0 – 20 A rms; 230 or 460 V	P-3B1-xx
MPP/MPJ0922C	Up to 6 A rms; 230 V only	P-1A1-xx
MPP/MPJ0922D		
MPP/MPJ0922R	0 – 20 A rms; 230 or 460 V	P-3B1-xx
MPP0923D		
MPP0923R	0 – 20 A rms; 230 or 460 V	P-3B1-xx
MPP/MPJ1002D		
MPP1002R		
MPP1003C		
MPP1003D		
MPP1003Q		
MPP1003R		
MPP/MPJ1152C		
MPP/MPJ1152D		
MPP/MPJ1152R		
MPP/MPJ1153B		
MPP/MPJ1153C		
MPP/MPJ1153P		
MPP/MPJ1153R		
MPP1154A		
MPP1154B		
MPP1154P		

Model Number	Motor Current	Part Number ^{1,2}
MPP/MPJ1422C	0 – 20 A rms; 230 or 460 V	P-3B1-xx
MPP/MPJ1422R		
MPP/MPJ1424B		
MPP/MPJ1424C		
MPP/MPJ1424R		
MPP/MPJ1426B		
MPP/MPJ1426P		
MPP1428P		
MPP1428Q		
MPP1904P		
MPP1906B	30 – 50 A rms; 230 or 460 V	P-6B2-xx
MPP1906P	0 – 20 A rms; 230 or 460 V	P-4B2-xx
MPP1908N		
MPP1908P		
MPP2706M	0 – 20 A rms; 230 or 460 V	P-4B2-xx
MPP2706N	30 – 50 A rms; 230 or 460 V	P-6B2-xx
MPP2706P		
MPP2708L	0 – 20 A rms; 230 or 460 V	P-4B2-xx
MPP2708M	30 – 50 A rms; 230 or 460 V	P-6B2-xx
MPP2708N		

¹ Motor sizes 92 – 142 use size 1.0 PS Connector; sizes 190 – 270 use size 1.5 PS Connector

² -xx denotes cable length in feet. Motor power and feedback cables available in standard lengths of 10, 25, 50 feet. Other lengths are available. Drive current values are default values. When running Drive PWM frequency at values other than default, current output values will change. Please consult drive manual for current values, and select motor power cable accordingly.

MPP/MPJ Options

“PS” Connectors (all motor sizes)

The PS connector option for MPP/MPJ motors feature high-quality Hypertac - Interconnectron circular connectors mounted to the motor body. These connectors are a right-angle mount and can be fully rotated. This allows for greater cable routing options. Mating cables are specified and ordered separately. The PS option joins the motor phase wires and brake leads into a one connector. The second connector has motor feedback signals, Hall effect signals, and thermistor signals.

Motor Power/Brake

Designation	Size 1.0 Connector Pin Number	Size 1.5 Connector Pin Number
Phase A	1	U
Phase B	2	V
Phase C	6	W
Ground	3	±
Shield	3	±
Brake	4	+
Brake	5	-

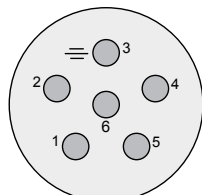
Resolver Feedback (Order Code 41)

Designation	Motor Feedback Connector Pin Number
Sin+	2
Sin -	1
Cos+	11
Cos -	12
Ref+	14
Ref -	17
Temp	9
Temp	13

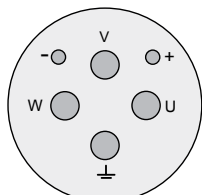
Absolute Encoder - Heidenhain EnDat (Order Code 7D)

Designation	Motor Feedback Connector Pin Number
Vcc	14
Ground	7
CH A+	2
CH A-	1
CH B+	11
CH B-	12
Data +	15
Data -	16
Temp	13
Temp	9
Gnd	7
+5	8
CLK+	4
CLK-	5

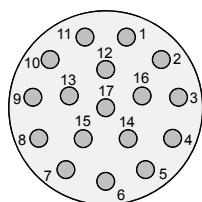
Connector Pin Assignments



Size 1.0 Motor Connector
43-024091-01
(Mating Conn.# 43-021659-01)



Size 1.5 Motor Connector
43-025366-01
(Mating Conn.# 43-025495-01)



Feedback Connector
43-025367-01
(Mating Conn.# 43-021660-01)

Incremental Encoder/Hall Feedback (Order Code 1E, 3E)

Encoder (or Smart Encoder) Designation	Motor Feedback Connector Pin Number
Vcc	8
Ground	7
CH A+	2
CH A-	1
CH B+	11
CH B-	12
Index + (or Data +)	15
Index - (or Data -)	16
Temperature Sensor	
Temp	13
Temp	9
Hall Gnd*	7
Hall +5*	8
Hall 1 (or CLK+)	4
Hall 2 (or CLK-)	5
Hall 3*	6

*Not applicable with serial interface encoder
(order code 3E)

Absolute Encoder - Stegmann Hiperface® (Order Code 6S, 9S)

Designation	Motor Feedback Connector Pin Number
Ref Sin	1
Sin +	2
Data +	5
Data-	6
Temp+	9
Cos+	11
Ref Cos	12
Temp	13
+5	14
Gnd	17

Incremental Encoder Specifications (Order Code 1E, 3E)

Parameter	Value
Accuracy	±2 min of arc
Input power	5 VDC ±5%, 180 mA
Operating frequency	250 kHz max
Output device	26LS31
Sink/Source, nominal	20 mA
Suggested user interface	26LS32

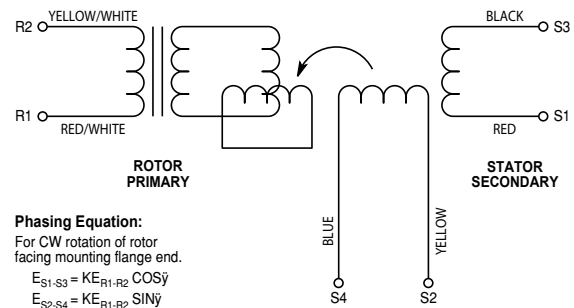
Hall Effect Specifications

Parameter	Value
Input power	5 VDC ±5%, 80 mA
Output device - open collector	LM339
Maximu pull-up	12 VDC
Sink	16 mA

Resolver Specifications (Order Code 41)

Parameter	Value
Input voltage @ 2 kHz	4 V rms
Input current, max	55 mA
Input power, nominal	0.045 watts
Impedance ZSO (@ 90°)	260 ohms
Impedance ZRO	150 ohms
Impedance ZRS	135 ohms
Transformation ratio	.5 ±10%
Output voltage	2.0 ±10%
DC rotor resistance	31 ±10%
DC stator resistance	126 ±10%
Sensitivity	35 mV/degree
Max error from EZ	±10 minutes
Phase shift, open circuit	20° leading ±10°
Null voltage, total	20 mV rms
Impedance ZSS	240 ohms
Inertia	incl. with motor spec.

Resolver Schematic Diagram



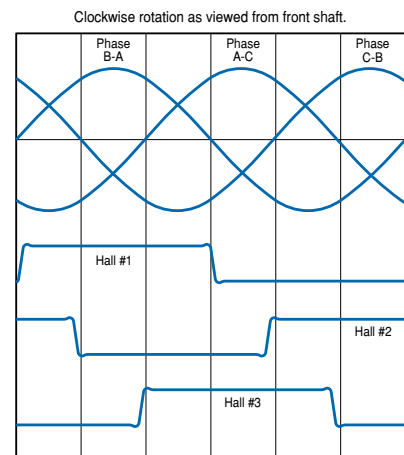
Heidenhain Absolute Encoder Specifications (Order Code 7D)

Parameter	Multi Turn (7D)
Absolute Position Values	
Position values/rev.	524,288 (19 bits)
Distinguishable rev.	4096 (12 bits)
Part Number	EQI 1331

Stegmann Hiperface Absolute Encoder Specifications (Order Code (6S, 9S))

Parameter	Single Turn (6S)	Multi Turn (9S)
Absolute Position Values		
Position values/rev.	32768 (15 bits)	32768 (15 bits)
Distinguishable rev.	n/a	4096 (12 bits)
Part Number	SRS 50	SRM 50

Commutation Chart



MPP/MPJ Options

Electrically Released Brake

Parameter	Units	MPP/MPJ 092	MPP/MPJ 100	MPP/MPJ 115	MPP/MPJ 142
Static Rated Torque	Nm (lb-in)	4.18 (37)	10.2 (90)	10.2 (90)	28.3 (250)
Coil Current @ 24 VDC	amps	0.50	0.70	0.70	1.28
Maximum Backlash	(minutes)	45	37	37	25
Engage/Disengage	mSec	50/20	110/25	110/25	70/50
Avg. Rotor Inertia*	Kg-M ² (lb-in-s ²)	0.00001 (0.00009)	0.00004 (0.00036)	0.00004 (0.00036)	0.00011 (0.00098)
Avg. Weight*	Kg (lb)	1 (2.2)	1.7 (3.7)	1.76 (3.89)	2.85 (6.27)

Parameter	Units	MPP190	MPP270
Static Rated Torque	Nm (lb-in)	70(619)	153 (1350)
Coil Current @ 24 VDC	amps	2.19**	4.7**
Maximum Backlash	(minutes)	25	25
Engage/Disengage	mSec	200/120	300/200
Avg. Rotor Inertia*	Kg-M ² (lb-in-s ²)	0.00033 (0.00294)	0.00210 (0.01875)
Avg. Weight*	Kg (lb)	9.70 (21.23)	17.75 (39.1)

* Consult factory for exact weights and inertia for specific motor.

**Verify current capability of amplifier's brake circuitry.

MPP/MPJ Ordering Information

Fill in an order code from each of the numbered fields to create a complete model order code.

Order Example:

①	②	③	④	⑤	⑥	⑦	⑧
MPJ	092	2	C	3E	- N	PS	B

①	②	③	④ Winding		⑤	⑥	⑦	⑧
Series	Frame Size	Stack	230 V	460 V	Feedback Type	Shaft	Connectors	Options
MPP/MPJ	092	1	B, C	R	1E 3E 41 7D 6S 9S			N B V
		2	C, D	R				
		3*	D	R				
	100	2	D	R		K N		
		3*	C, D	Q, R				
		2	C, D	R				
	115	3	B, C	P, R		PS		
		4*	A, B	P				
		2	C	R				
	142	4	B, C	R		K		
B			P					
6		B	P					
8*		—	P, Q					
MPP	190	4	—	P	41 6S 9S			
		6	B	P				
		8	—	N, P				
	270	6	—	M, N, P				
		8	—	L, M, N				

Codes:

Feedback Type	1E	2000-line incremental encoder
	3E	2000-line incremental encoder with serial interface
	41	Single speed resolver
	7D	Multi-turn high-resolution absolute encoder - Heidenhain EnDat
	6S	Multi-turn high-resolution absolute encoder - Stegmann Hiperface®
Shaft	9S	Single-turn high-resolution absolute encoder - Stegmann Hiperface®
	N	Smooth shaft
Connectors	K	Keyway
	PS	Parker-style right angle rotatable
Options	N	None
	B	24 volt failsafe spring brake
	V	Shaft seal - IP65

EM Sales Offices

Australia

Parker Hannifin (Australia) Pty Ltd.
9 Carrington Road
Castle Hill NSW 2154
Australia
Tel: +61 (0) 2 9634-7777
Fax: +61 (0) 2 9634 3749

Brazil

Parker Hannifin Ind. Com Ltda.
Av. Lucas Nogueira Garcez 2181
Esperança
12325-900 Jacareí, SP
Tel: 12 3954 5100
Fax: 12 3954 5262
Email: automation.brazil@parker.com

Canada

Parker Hannifin (Canada) Inc.
160 Chisholm Dr
Milton, Ontario L9T 3G9
Tel: 905-693-3000
Fax: 905-876-1958
Email: miltoncustservice@parker.com

China

Parker Hannifin Motion & Control
(Shanghai) Co., Ltd
280 Yunqiao Rd. Jin Qiao Export
Processing Zone
Shanghai 201206, China
Tel: (86-21) 50312525
Fax: (86-21) 64459717

France

Parker SSD Parvex
8 avenue du Lac
B.P. 249
F-21007 Dijon Cedex
Tel: +33 (0) 3 80 42 41 40
Fax: +33 (0) 3 80 42 41 23

Germany

Electromechanical Europe
Parker Hannifin GmbH & Co KG
Robert-Bosch-Strasse 22
D-77656 Offenburg
Germany
Tel: +49 (0) 781 509 0
Fax: +49 (0) 781 509 98176

India

Parker Hannifin India Pvt. Ltd
Automation Group-SSD Drives Div.
133 & 151 Developed Plots Estate
Perungudi, Chennai 600 096
Tel: 044-4391-0799
Fax: 044-4391-0700

Italy

Parker Hannifin SpA
Via Gounod 1
20092 Cinsello Balsamo
Milano, Italy
Tel: +39 02 361081
Fax: +39 02 36108400

Korea

Parker Hannifin Korea
9th Floor KAMCO Yangjae Tower
949-3 Dogok 1-dong Gangnam-gu
Seoul 135-860, Korea
Tel: 82-2-559-0454
Fax: 82-2-556-8187

Mexico

Parker Hannifin de Mexico
Eje uno Norte No.100
Parque Industrial Toluca 2000
Toluca, CP 50100 México
Tel: 52-722-275-4200
Fax: 52-722-279-0316

Singapore

Parker Hannifin Singapore Pte Ltd
11, Fourth Chin Bee Road
Singapore 619702
Tel: (65) 6887 6300
Fax: (65) 6265 5125/6261 4929

Taiwan

Parker Hannifin Taiwan Co., Ltd
No. 40, Wuchiuan 3rd Road
Wuku Industrial Park
Taipei County, Taiwan 248
ROC
Tel: 886 2 2298 8987
Fax: 886 2 2298 8982

Thailand

Parker Hannifin (Thailand) Co., Ltd.
1023, 3rd Floor, TPS Building,
Pattanakarn Road,
Suanluang, Bangkok 10250
Thailand
Tel: (66) 02717 8140
Fax: (66) 02717 8148

UK

Parker Hannifin Ltd.
Tachbrook Park Drive
Tachbrook Park
Warwick CV34 6TU
Tel: +44 (0) 1926 317970
Fax: +44 (0) 1926 317980

USA

Parker Hannifin Electromechanical
Automation Division Main Office/
Compumotor/CTC
5500 Business Park Drive
Rohnert Park, CA 94928 USA
Tel: 707-584-7558
800-358-9070
Fax: 707-584-8015
Email: emn_support@parker.com

Parker Hannifin Electromechanical
Automation Division/Daedal
1140 Sandy Hill Road
Irwin, PA 15642
Tel: 724-861-8200
800-245-6903
Fax: 724-861-3330
Email: ddllcat@parker.com

