



XPC Industrial PC Family



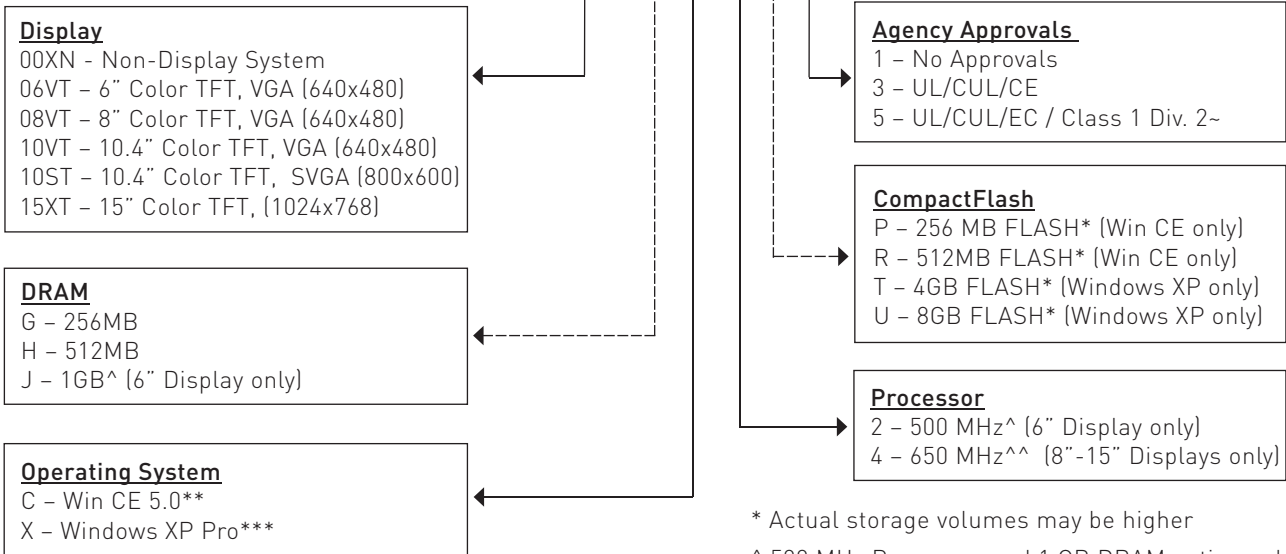
Big Computing Power and Connectivity In A Small Package

This CTC-designed and manufactured XPC PowerStation is a compact Industrial PC with a 6", 8", 10" or 15" TFT panel mount touchscreen and a new non-display system. Pre-Configured with Windows CE Version 5, this NEMA4/4X-rated hardware platform offers a cost and space saving solution that is ideal for many industrial computing applications. XPC PowerStations also come with a Pre-Configured Client image for use with our popular Interact Xpress Distributed HMI product. Just provide the IP address for an Xpress Server and you are ready to go as a Web Client.

Each XPC system includes a range of standard features such as CompactFlash non-rotating storage, 2 USB ports, 2 serial ports and a 100BaseT Ethernet port. XPC PowerStations are industrial-hardened workstations that offer next generation processor technology in an affordable configuration.

Model Number Configurations

XPC xxxx - G C - 2 P 1



Units are 24VDC. Use P1X-PWRAC power supply for AC power. Power supply cannot be mounted on back of unit.

PA/EPX/XPR/XPC AC Power Supply P1X-PWRAC

Note:
 All systems include 0-50 °C operation, 24VDC power and agency approvals for CE, UL & CUL. Display based systems include an analog resistive touchscreen, NEMA 4/4X rated package.

* Actual storage volumes may be higher
 ^ 500 MHz Processor and 1 GB DRAM option only available with 6" and Non-Display models.
 ^^ 650 MHz Processor option only available with 8" 10.4" and 15" display models.
 ** Win CE 5.0 models only available with 256MB DRAM and 256MB or 512MB CompactFlash
 *** Windows XP Pro models only available with 4GB or 8GB CompactFlash
 ~ Class 1 Division 2 is an extra cost option. (Approval is pending for 8" and 10.4" products.)

All published product specifications are subject to change without notice.





Categories	Features	Non-Display (XPC00)	6" Display (XPC06)	8" Display (XPC08)	10" Display (XPC10)	15" Display (XPC15)
Display	Specification	Remote Unit No Display	6" Color TFT 5.7" (145mm) Diagonal VGA (640x480) Resolution 350 NIT, 262,144 Color TFT Viewing Angle: +/- 80° L/R, 80° U, 70° D 75,000 hour backlight (to half brightness)	8" Color TFT 8.0" (203mm) Diagonal VGA (640x480) Resolution 380 NIT, 262,144 Color TFT Viewing Angle: +/-65° L/R, 65° U, 55° D 20,000 hr. backlight (to half brightness)	10" Color TFT 10.4" (264mm) Diagonal VGA (600x480) Resolution SVGA (800x600) Resolution 350 NIT, 262,144 Color TFT Viewing Angle: +/-70° L/R, 40° U, 70° D 50,000 hour backlight (to half brightness)	15" Color TFT 15.0" (380mm) Diagonal XGA (1024x768) Resolution 260 NIT, 262,144 Color TFT Viewing Angle: +/-80° L/R, 55° U, 65° D 50,000 hour backlight (to half brightness)
	Interface	Analog Resistive Touchscreen				
Operating System		Win CE version 5.0** or Windows XP Pro				
Processor Support	Processor Cache	CPU 500MHz LX800 processor 256KB (L1/L2)		CPU 650MHz Celeron ULV Processor 256KB (L2)		
Memory	System	256MB (STD) Shared DDR Memory (1) 200-pin SODIMM socket, 256MB (std.)		256 MB (STD) (1) 144-pin SODIMM socket, 256MB (std.)		
	Video	24MB Shared System Memory		8MB Shared System Memory		
Storage Options	CompactFlash Floppy/CD ROM	128MB* (Win CE) or 4GB* (Windows XP Pro) CompactFlash External Type II slot (IDE Bootable) External connection via USB				
Ports	Keyboard Mouse USB	USB 2.0 USB 2.0 (2) USB 2.0 ports Type-A, CD/Floppy/USB Drive bootable with over current protection		PS/2 PS/2 (2) USB 1.1 ports Type-A, CD/Floppy/ USB Drive bootable with over current protection		
	Serial	(1) RS232 9-Pin D-sub (1) RS232/422/485 9-Pin D-sub		(1) RS232 9-Pin D-sub (1) RS232/422/485 9-Pin D-sub		
	Ethernet Audio	(1) 10/100Base-T w/ RJ45 Stereo output, 1/8" mini plug		(1) 10/100Base-T w/ RJ45 No Audio		
Expansion Slots		N/A				
BIOS Options		Plug-n-Play Configurable Boot Devices: • CompactFlash • USB (CD/ROM, Floppy, Thumb Drive)				
Package	Temperature Range Rel. Humidity Vibration	0-50°C 5-95% (non-cond.) 10-500 Hz .5grms (random-operational-HD) 10-500 Hz 1grms (random-operational-CompactFlash)				
	Shock	10G, 11 msec (operating) 30G, 11 msec (non-operating)				
Power Requirement		24 VDC, 2A maximum, Optional AC Adaptor				
Agency Approval		CE; UL/CUL; Class 1 Div. 2~				



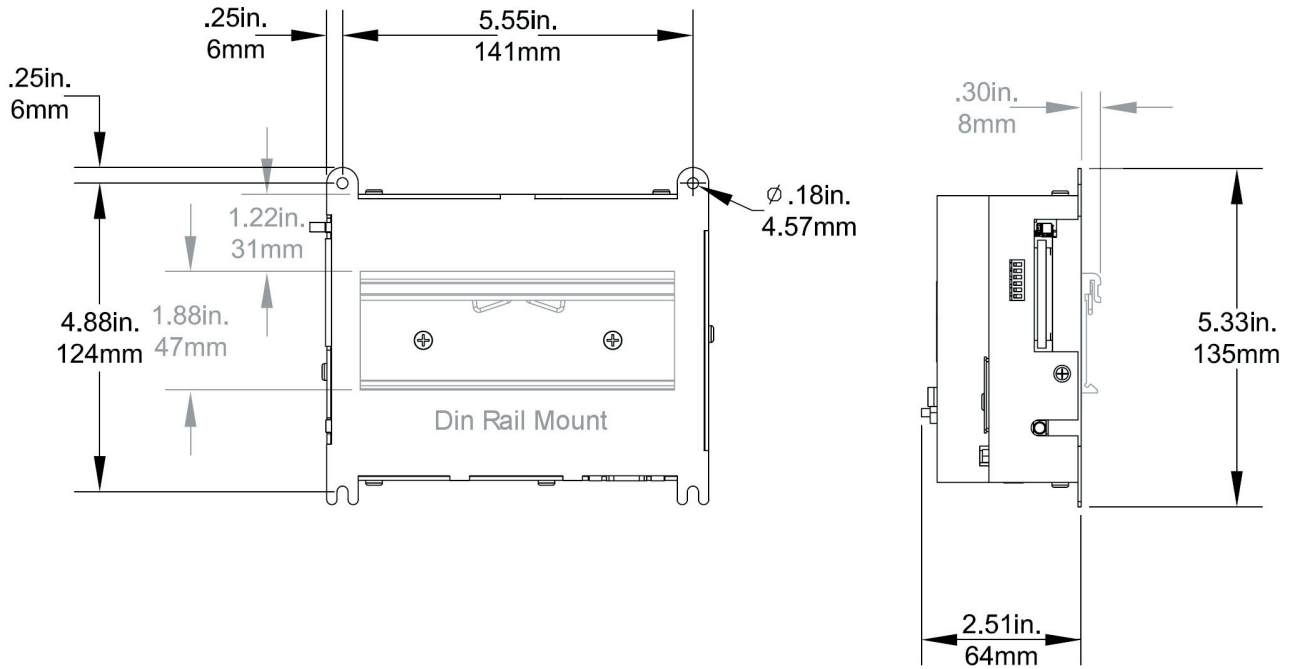
* Actual storage volumes may be higher

For more information about XPC Industrial PCs
visit ctcusa.com or call us at **1.800.233.3329**

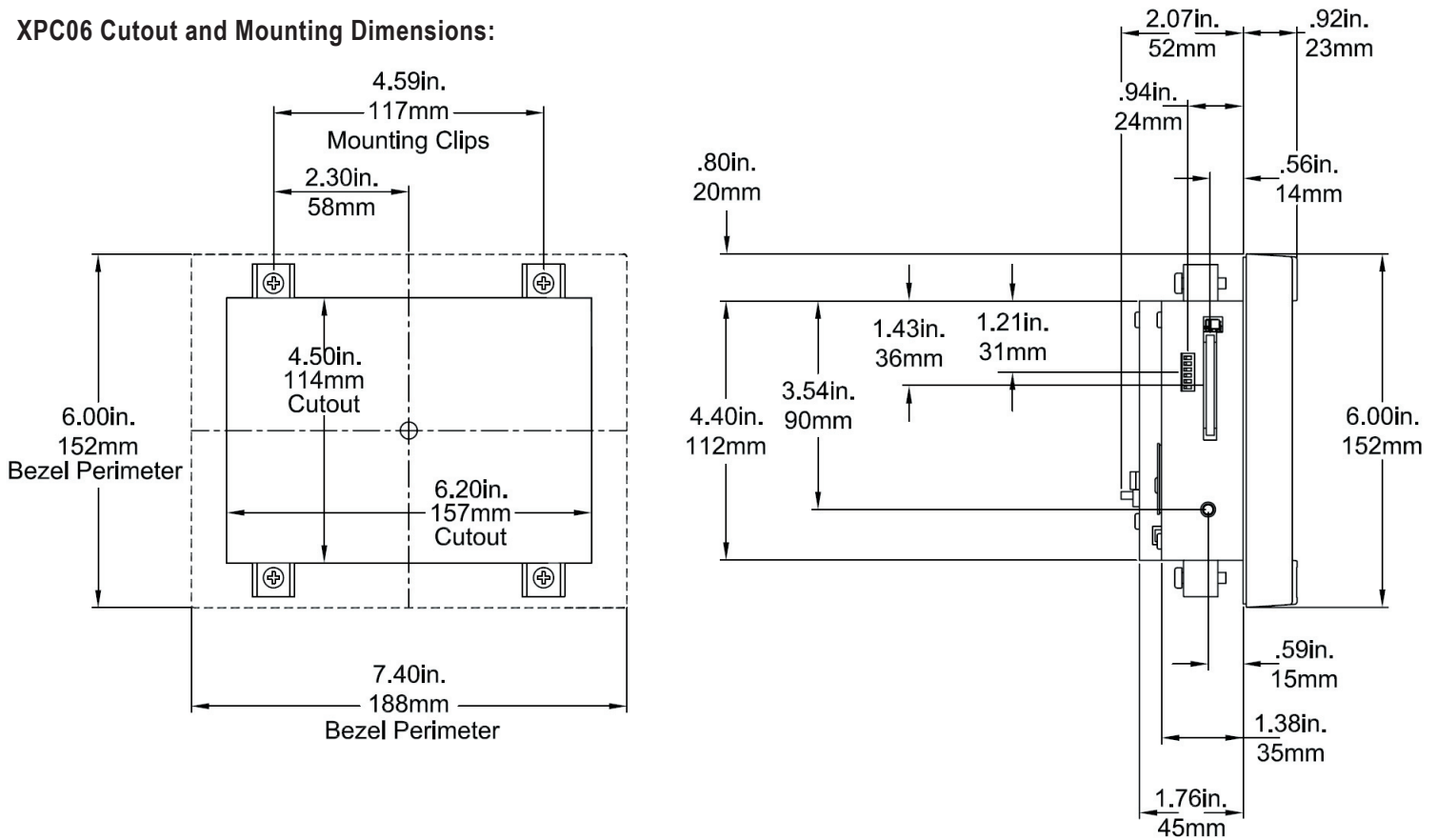
All published product specifications are subject to change without notice.



XPC00XN (No Display) Mounting Dimensions:



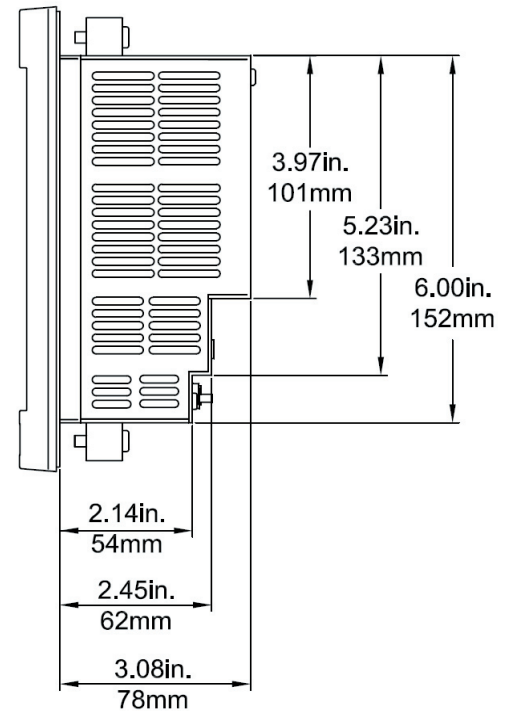
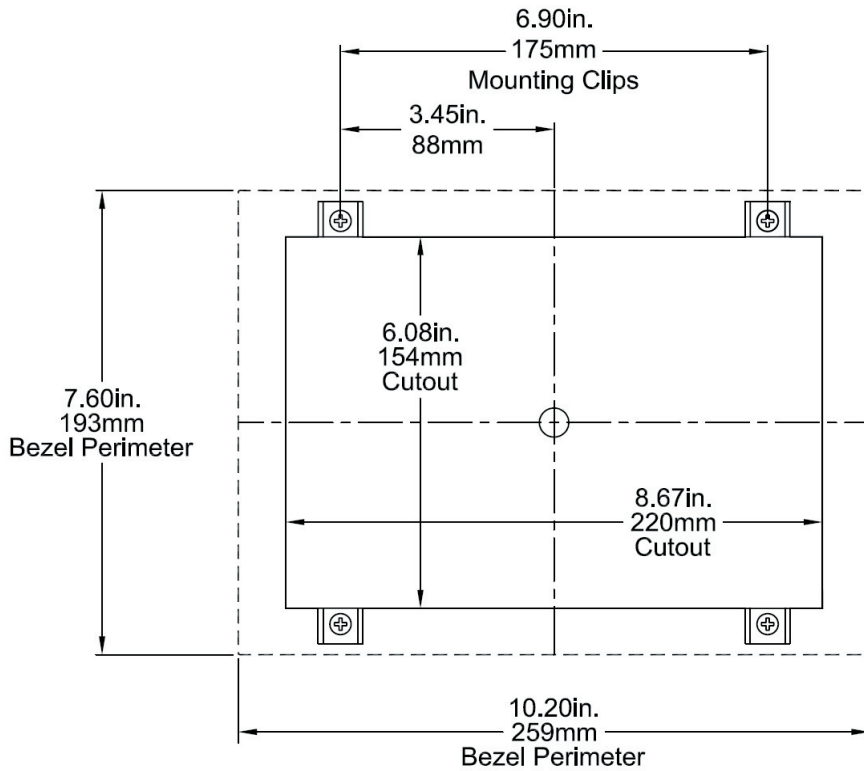
XPC06 Cutout and Mounting Dimensions:



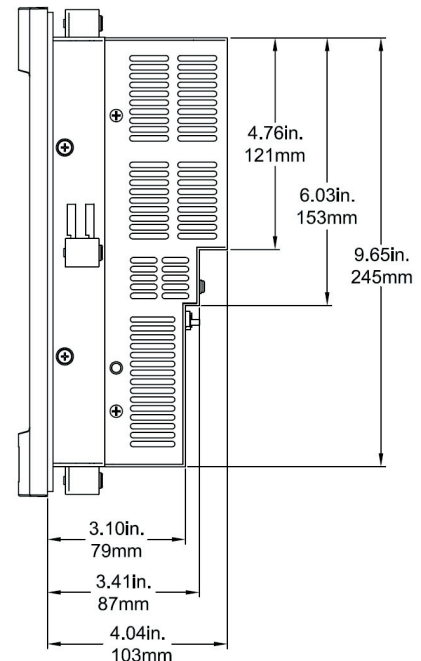
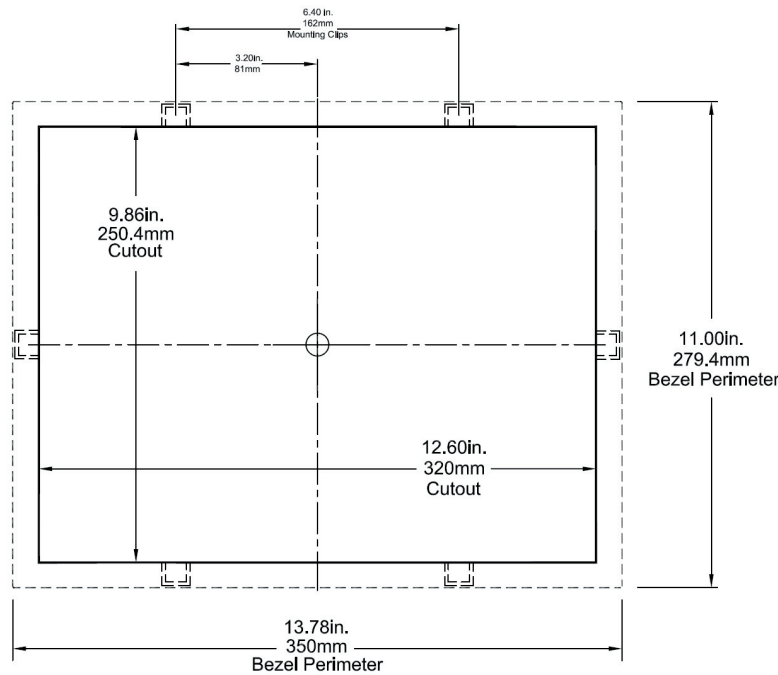
All published product specifications are subject to change without notice.



XPC08 Cutout and Mounting Dimensions:



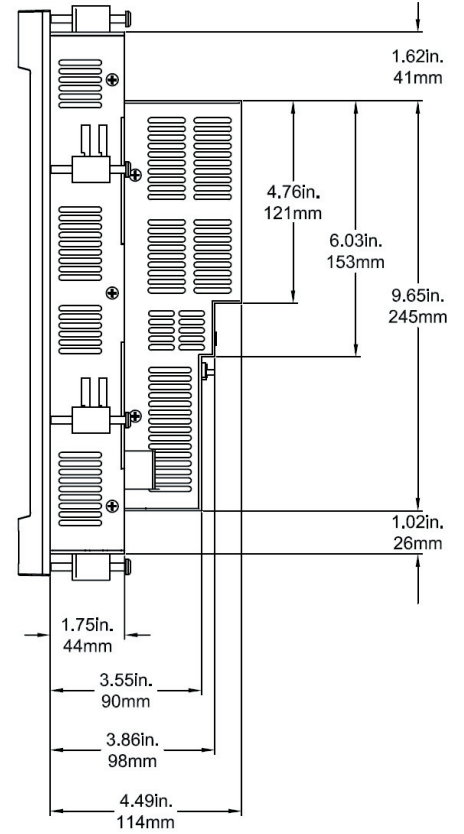
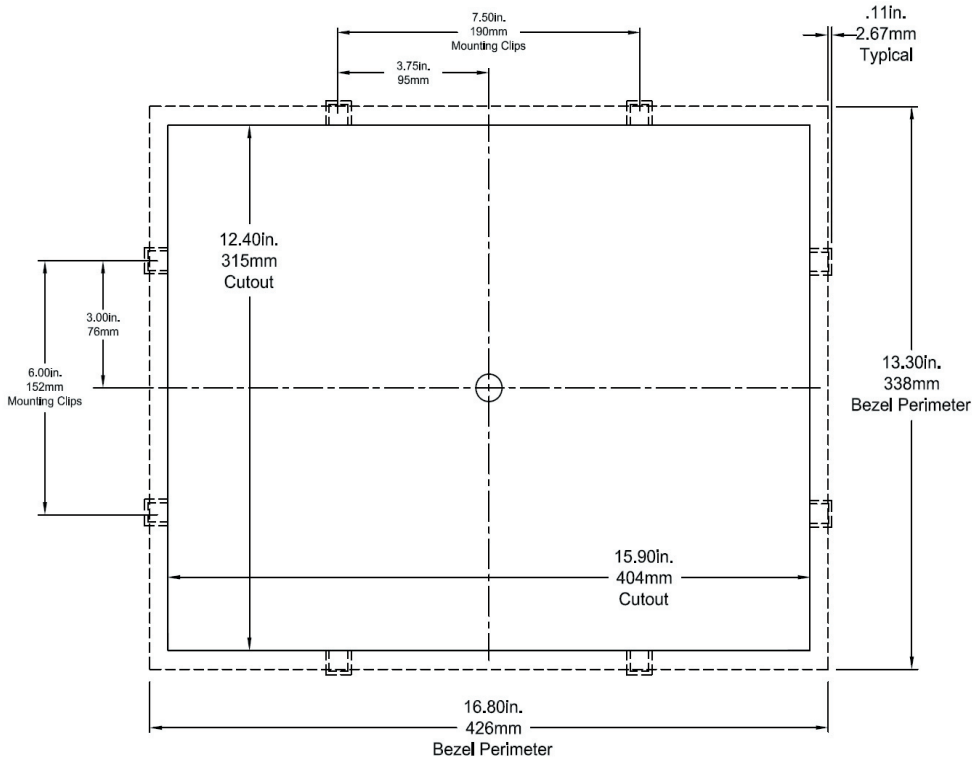
XPC10 Cutout and Mounting Dimensions:



All published product specifications are subject to change without notice.



XPC15 Cutout and Mounting Dimensions:



All published product specifications are subject to change without notice.